

**Locally Coordinated Human Services
Public Transportation Plan
for the Counties that Comprise the
Lumber River Rural Planning Organization**



TABLE OF CONTENTS

	<u>Page</u>
I. Purpose and Background of the LCP	3
II. Targeted Transportation Assistance Programs	4-5
○ Section 5310 – Elderly Individuals & Individuals with Disabilities Program	
○ Section 5316 – Job Access and Reverse Commute	
○ Section 5317 – New Freedom	
III. Lumber River RPO Area Map and Regional Demographic Profile	6-7
○ Total Population	
○ Disabled Population	
○ Population Below Poverty Level	
○ Households without Vehicles	
○ Population Age 65 and Older	
○ Minority Population	
IV. Developing the Locally Coordinated Plan for the Lumber River RPO	8
○ Workshop Format	
V. Hoke County	9-10
○ Description of Current Public Transit Service	
○ Workshop Outcomes – Identified Needs / Strategies for Addressing Needs	
VI. Richmond County	11-12
○ Description of Current Public Transit Service	
○ Workshop Outcomes – Identified Needs / Strategies for Addressing Needs	
VII. Robeson County	13-15
○ Description of Current Public Transit Service	
○ Workshop Outcomes – Identified Needs / Strategies for Addressing Needs	
VIII. Scotland County	16-17
○ Description of Current Public Transit Service	
○ Workshop Outcomes – Identified Needs / Strategies for Addressing Needs	
IX. Regional Coordination Opportunities	18
X. Project Selection	18
XI. Plan Approval	18
APPENDIXES	
A. Portions of the County Transit System Operating Statistics Report Forms	19-25
B. List of Workshop Invitees and Attendees	26-35
C. Workshop Agendas	36-39
D. Federal and State Transportation Programs Available for Rural Areas	40-42
E. Map of SCATS Fixed Routes	43
F. Demographic Maps	44-49

I. Purpose and Background for the Locally Coordinated Human Services Public Transportation Plan (LCP)

Community Transportation Systems and human service agencies are dependent on both state and federal funding grants to sustain their transportation administration and operations. The purpose of this plan is to provide a viable and effective public transportation service network that complies with the current federal regulatory requirements pertaining to human service public transportation coordination in the four counties that comprise the Lumber River Rural Planning Organization.

Both the Transportation Equity Act for the Twenty First Century (TEA-21) (Public Law 105-478 – 1998) and the Safe, Accountable, Flexible and Efficient Transportation Equity Act – A Legacy for Users (SAFETEA-LU) (Public Law 109-59 – 2005) required provisions for locally developed and coordinated public transportation human service planning processes. In 2009, the Lumber River Rural Planning Organization (LRRPO) and the North Carolina Department of Transportation Public Transportation Division (NCDOT PTD) joined with local public transportation agencies and local stakeholder agencies to develop the *Locally Coordinated Human Services Public Transportation Plan for the Lumber River Rural Planning Organization* (LCP) that conformed to the regulatory requirements of SAFETEA-LU. The plan must be updated every four years, which is being done here.

Additionally, in July 2012, SAFETEA-LU was replaced with the Moving Ahead for Progress in the 21st Century Act (MAP-21) (Public Law 112-141). MAP-21 continues the requirement of a coordinated plan to afford elderly citizens, persons with disabilities and low income populations greater access to transportation services, to reduce duplication of services and to gain greater efficiencies in the distribution of human transportation services. The coordinated plan must include an assessment of available services, an assessment of clearly defined needs, and strategies to address these needs and deficiencies in services. All applications requesting Federal Transit Administration (FTA) funding assistance under Section 5310 (Elderly and Disabled Transportation Assistance), Section 5316 (Job Access Reverse Commute), Section 5317 (New Freedom) must meet one of the needs identified in this coordinated plan.

In this update of the 2009 LCP in conjunction with MAP-21, the client needs, service gaps and other issues of each local transportation provider have been considered. This coordinated plan is intended to be flexible and capable of being expanded or modified at a future date to incorporate additional efforts and initiatives to meet the needs of each local transit provider.

II. Targeted Transportation Assistance Programs

Section 5310 – Elderly Individuals and Individuals with Disabilities Program

The goal of these funds is to provide transportation services that meet the special needs of elderly persons and persons with disabilities for who mass transportation services are unavailable, insufficient or inappropriate.

Funds can be used for the purchase of vehicles and related capital equipment and for operating costs. North Carolina is one of seven states approved to use up to one-third (1/3) of its annual apportionment of Section 5310 funds for operating costs. The Federal share of eligible capital costs may not exceed 80 percent of the net cost of the activity unless the capital cost is an ADA vehicle and then the Federal share cannot exceed 83 percent. The Federal share of eligible operating costs may not exceed 50 percent of the net cost.

Examples of eligible projects include:

- Purchase of service (POS): the acquisition of transportation service under a purchase of service contract with a public transportation provider
- Vehicles
- Mobility managers and related activities
- Radio and communication equipment
- Wheelchair lifts and restraints
- Computer hardware and software

The following two programs are from SAFE-TEA-LU – funding remains from these programs and grant application can still be made. (They are no longer separate programs under MAP-21.)

Section 5316 – Job Access and Reverse Commute (Non-urbanized and small urban areas only)

The goal of Job Access and Reverse Commute Program (JARC) is to improve access to transportation services to employment and employment-related activities for welfare recipients and low-income individuals, and to transport residents of urbanized and non-urbanized areas to suburban employment opportunities. Reverse commute projects can provide transportation services to suburban locations regardless of income.

The program requires coordination of Federally-assisted programs and services in order to make the most efficient use of Federal resources. Funds are available for capital, and operating expenses that support the development and maintenance of transportation services to jobs and activities related to employment. The Federal share of eligible capital costs may not exceed 80 percent of the net cost of the activity unless the capital cost is an ADA vehicle and then the Federal share cannot exceed 83 percent. The Federal share of the eligible operating costs may not exceed 50 percent of the net operating costs of the activity.

Examples of eligible projects include:

- Public transit late-night and weekend service.
- Public transit guaranteed ride home program

- Expanding fixed-route transit routes
- Vanpools or shuttle services to improve access to employment or training
- Promotion of public transit for non-traditional work schedules
- Voucher programs targeted to persons entering the workforce or on welfare

Section 5317 – New Freedom

(Non-urbanized and small urban areas only)

The purpose of the New Freedom Program is to encourage new services and facility improvements to address the transportation needs of persons with disabilities that go beyond those required by the Americans with Disabilities Act (ADA). Projects must not have been operational on August 10, 2005 and did not have an identified funding source as of this date. FTA has expanded the type of projects it considers to be “beyond the ADA” and “new” and thus increased the types of projects eligible for funding under the New Freedom program. Under this interpretation, new and expanded fixed route and demand responsive transit service planned for and designed to meet the needs of individuals with disabilities are eligible projects. For additional information see Federal Register 74 FR 19624 04-29-09 - Notice of Policy Statement for Eligible New Freedom Projects <http://edocket.access.gpo.gov/2009/pdf/E9-9774.pdf> .

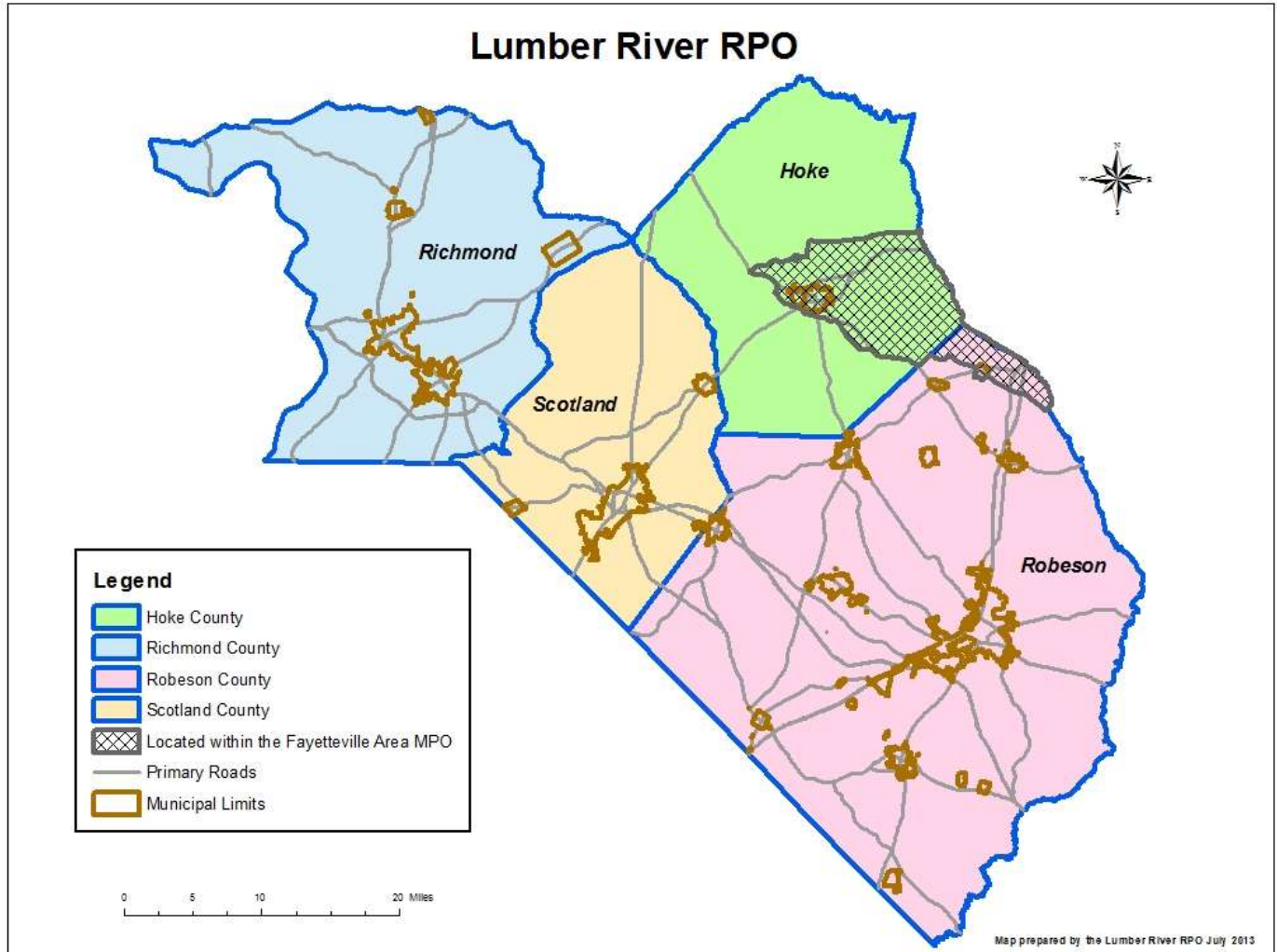
These funds should be used to expand the transportation mobility options available to persons with disabilities and further allow Americans with disabilities to be integrated in to the workforce and full participation in society. Lack of adequate transportation is a primary barrier to work for individuals with disabilities. New Freedom Program funds are available for capital and operating expenses. The Federal share of eligible capital costs may not exceed 80 percent of the net cost of the activity unless the capital cost is an ADA vehicle and then the Federal share cannot exceed 83 percent. The federal share of the eligible operating costs may not exceed 50 percent of the net operating costs of the activity.

Examples of eligible projects include:

- Expansion of paratransit service beyond the ¾ mile required by ADA
- Expansion of current hours of operation for paratransit services that are beyond those provided on fixed route services
- Same day ADA service
- Door-through-door service-provision of escorts
- Purchasing vehicles for new accessible taxi, ride sharing and/or vanpool programs
- Expense related to new voucher programs offered by human service providers
- New volunteer driver and aide programs
- Operational planning for the purchase of intelligent transportation technologies

III. Lumber River RPO Area Map and Regional Demographic Profile

The Lumber River Rural Planning Organization (LRRPO) region is made up of the following four counties or portions of counties: Hoke County (a portion of Hoke County is located in the Fayetteville Area MPO), Richmond County, Robeson County (a portion of Robeson County is located in the Fayetteville Area MPO), and Scotland County.



Total Population: The 2010 census indicates the population for the LRRPO region counties was 263,916 persons. This population was distributed as follows: 46,952 to Hoke County (17.79%), 46,639 to Richmond County (17.67%), 134,168 to Robeson County (50.84%), and 36,157 to Scotland County (13.7%). The total population of North Carolina was 9,535,483 persons. The U.S. population totaled 308,745,538.

Population Age 65 or Older: In the 2010 Census, 11.43% of the LRRPO four county population or 30,166 persons were Age 65 or older. The respective distributions for this parameter for each county were as follows: 3,483 to Hoke County (7.42%), 6,691 to Richmond County (14.35%), 15,078 to Robeson County (11.24%), and 4,914 to Scotland County (13.59%). 2011 Census estimates have the U.S. population over age 65 as 13.3% and the North Carolina population over age 65 as 13.2%.

Disabled Population: According to the US Census Bureau’s 2009-2011 American Community Survey (ACS) 3 year estimate, 12.0% or approximately 36,499,048 persons over the age of four living in the United States were classified as disabled. Approximately 13.2% or 1,232,302 persons over the age of four living in North Carolina were classified as disabled. These specific metrics were reported for civilian, non-institutionalized persons over the age of 4. The total disabled civilian non-institutionalized population over the age of 4 reported for the LRRPO region counties was 47,381 (18.5%). The respective distributions for this parameter within the LRRPO region were as follows: 6,458 to Hoke County (14.8%), 10,126 to Richmond County (22.3%), 23,265 to Robeson County (17.7%), and 7,532 to Scotland County (21.5%).

Population below Poverty Level: The 2009-2011 ACS estimates that 45,768,084 people or 15.2% of the United States population was living below the poverty level. In North Carolina, 1,596,887 people or 17.2% of the population was living below the poverty level. The total number of people in the LRRPO region counties living below the poverty level was 72,922 (28.4%). The respective distributions for this parameter within the LRRPO region cin were as follows: 10,318 to Hoke County (22.3%), 12,188 to Richmond County (26.9%), 40,294 to Robeson County (30.8%), and 10,122 to Scotland County (29.3%).

Households without Vehicles: The 2009-2011 ACS estimates that approximately 10,419,039 or 9.1% of the households in the United States were without registered motor vehicles. In North Carolina, approximately 243,221 or 6.6% of the households were without registered motor vehicles. The total households in the LRRPO region counties that were without registered motor vehicles was approximately 8,066 or 8.9%. The respective distributions for this parameter within the LRRPO region were as follows: 1,152 to Hoke County (7.3%), 1,868 to Richmond County (10.3%), 3,671 to Robeson County (8.3%), and 1,375 to Scotland County (10.6%).

Minority Population: The 2010 Census indicates that the minority population of the four counties in the LRRPO was 60.2%. The respective distributions for this parameter for each county were as follows: Hoke County – 54.7%, Richmond County – 39.8%, Robeson County – 71%, and Scotland County – 53.5%. 2011 Census estimates have the U.S. minority population at 21.8% and the North Carolina minority population at 27.8%

Area	Total Population *	Persons over Age 65 *	Disabled Population **	Population below Poverty Level **	Households without Vehicles **	Minority Population *
Hoke +	46,952	7.42 %	14.8 %	22.3 %	7.3 %	54.7 %
Richmond	46,639	14.3 5%	22.3 %	26.9 %	10.3 %	39.8 %
Robeson +	134,168	11.24 %	17.7 %	30.8 %	8.3 %	71.0 %
Scotland	36,157	13.59 %	21.5 %	29.3 %	10.6 %	53.5 %
North Carolina	9,535,483	13.2 %	13.2 %	17.2 %	6.6 %	21.8 %
U.S.	308,745,538	13.3 %	12.0 %	15.2 %	9.1 %	27.8 %

*2010 Census

**2009-11 American Community Survey Estimate

+County–wide numbers, not limited to areas within the RPO boundary

Demographic maps can be found in [Appendix F](#).

IV. Developing the Locally Coordinated Plan for the Lumber River RPO

The Lumber River RPO is served by four separate transit systems, one in each County. Hoke County is served by Hoke Area Transportation Service (HATS). Richmond County is served by Richmond Interagency Transit, Inc. (Area of Richmond Transit –ART). Robeson County is served by South East Area Transit System (SEATS). Scotland County is served by Scotland County Area Transit System (SCATS). Each county's current transit services will be looked at individually.

The coordinated aspect of the planning process involves the assembly of representatives of a broad range of human service agencies and client groups at each of four county-level workshops to consider additional measures to deliver more cost effective transit service delivery, to provide increased capacity to serve unmet needs, to improve the quality of service, to encourage greater utilization of transit services, and to provide services that are more convenient and readily understood by various potential users. The plan development involved compiling an inventory of existing transit services; assessing the transportation needs for individuals with disabilities, older adults and people with low incomes; prioritizing these needs; and developing strategies and actions to address these needs and improve transit services.

To help assess the transportation needs and gaps in the region, a local human services transportation planning workshop was held in each of the four counties. Invitees to the workshop included area Human Service agencies, the public transit provider, current riders of the systems, the advisory boards for the transit provider and the RPO, taxicab and other transportation companies, and government officials. The workshops were also advertised in area newspapers. A list of the attendees as well as those invited can be found in Appendix B.

Workshop format

All workshops started at 10:00 a.m. with light refreshments and were facilitated by the LRRPO Transportation Planner with assistance from the NCDOT Public Transportation Division Mobility Specialist. The facilitators and participants introduced themselves and an overview of the workshop's purpose was given by LRRPO. An overview of the legislative requirements was given by PTD and the director of the existing public transit system gave a summary of the services that were currently being provided in each county.

In Hoke, Richmond, and Scotland Counties, participants were asked to write down at least three examples of an unmet transportation need they felt existed in the County. Going around the room, each person gave the group one example which was then listed on a flip chart and discussed. This was continued until all issues were presented and the similar items were consolidated. Next, this list of needs was prioritized: each participant was given three self-sticking stars and instructed to place the stars on the needs that they felt were the most important. One person could place a maximum of two stars on the same item.

In Robeson County, because of the large number of attendees, the participants were divided into four groups to discuss the transportation needs and shortfalls in the area. The results of each group's discussions were reported, similar items were consolidated, and the list of transportation needs was written on a flipchart. The list of unmet needs was then prioritized using the same procedure as used in the other counties. The draft LCP will be sent to workshop attendees for their comments prior to the finalization of the plan.

A copy of the Workshop Agenda can be found in Appendix C.

The transportation needs identified in each County workshop and the projects and/or implementation strategies to address these needs will be examined individually.

V. HOKE COUNTY

Description of Current Public Transit Services

Hoke Area Transit Service (HATS) is a public system operated through Hoke County. It serves human service agencies and the public through subscription and demand response service. To schedule service, persons must call by 11:00 a.m. the business day before the transportation is needed. HATS hours of operation are 2:30 a.m. to 7:00 p.m. Monday through Friday. HATS provides medical trips to Chapel Hill, Durham, Raleigh, Cary, Sanford, Fayetteville, and Pinehurst, as well as Robeson and Scotland Counties. It operates nineteen vehicles, sixteen of which are lift-equipped.

The Transit System Annual Stats report and Weekly Totals can be found in [Appendix A](#).



H.A.T.S.

Other transportation services present in Hoke County

- There is one private Taxicab company located in Hoke County. (Frank's Taxi Service)

Workshop Outcomes – Identified Needs

Strategies for Addressing the Identified Needs

The local human services transportation workshop was held on April 23, 2013 at the Hoke County Administrative Building in Raeford. Sixteen people representing eleven different entities and current ridership participated. A list of the invitees and attendees can be found in [Appendix B](#).

The following transportation needs were identified during the workshop. The needs are listed in the prioritized order decided upon by the workshop participants. Listed with each need is the type of project implementation/strategy that would satisfy this need along with the funding sources that are available to implement the project.

1 Need: Transportation is needed to locations outside of Hoke County for employment (such as to Mountaire and Smithfield Packing) and other needs besides medical trips

Project #1 – The establishment of two individual routes designated for Mountaire and Smithfield Packing or an extension in service hours on an existing route that will provide service to Mountaire and Smithfield Packing.

Project #2 – Work First or any non-profit or government entity could purchase direct services (Capital G611) from Hoke Area Transit System, thus eliminating the operating match of 50% from Hoke County.

Funding Source – 5316 Jobs Access Reverse Commute Program

(HOKE COUNTY – continued)

Tied for # 2 Need: Extend service hours to Saturday and Sunday

Project – This is dependent on the type of riders utilizing the services. If the extension is verified under the requirements of 5310, 5316, and 5317 and the project contains a well-defined scope, then TTAP funding sources are available.

Funding Source – 5310 Elderly and Disabled, 5316 Jobs Access Reverse Commute, and 5317 New Freedom

Tied for # 2 Need: Special discounted pass for Senior Citizens (perhaps a flat monthly fee)

Project – Implement Voucher Program

Funding Source – 5310 Elderly and Disabled and 5317 New Freedom

3 Need: Need transportation for disabled children

Project – New route implementation or extending service hours on a current route to provide transportation for the disabled children.

Funding Source – 5310 Elderly and Disabled and 5317 New Freedom

4 Need: Need fixed routes for working and shopping outside of Hoke County

Project – Provide fixed routes for employment at shopping centers located outside of Hoke County

Funding Source – 5316 Jobs Access Reverse Commute

5 Need: Provide a “Bus Pass” for all riders

This need does not qualify for any funding sources available in this plan, therefore no projects are identified.

Tied for # 6 Need: Improve outreach to the community about services

This need does not qualify for any funding sources available in this plan, therefore no projects are identified. (All marketing and promotional activities are covered under 5311 Admin G371.)

Tied for # 6 Need: Increase coordination between transportation providers

Project – Shared trips are at the discretion of the system transit director. In order to maximize routing efficiency and TTAP funding, shared routes with Cumberland; Moore; or Harnett may be effective.

Funding Source – 5310 Elderly and Disabled, 5316 Jobs Access Reverse Commute, and 5317 New Freedom.

The following identified needs did not receive votes during the prioritization process:

- ❖ Provide weekend service specifically for dialysis
- ❖ Provide transportation to Fayetteville Technical Community College and Sandhills Community College
- ❖ Better utilize busses/increase # of riders per trip

VI. RICHMOND COUNTY

Description of Current Public Transit Service

Area of Richmond Transit (ART) is a private nonprofit system operating under the official name of Richmond Interagency Transportation, Inc. It serves human service agencies and the public through subscription and call for appointment. Hours of operation for employment and school transportation are Weekdays from 6:00 a.m. to 6:00 p.m. Service for dialysis patients is provided Monday through Saturdays from 5:00 a.m. to 5:30 p.m. All other appointments for general public transportation are available on Tuesday and Thursday only (also 6:00 a.m. to 6:00 p.m.). To request service, clients must call before 12:00 p.m. the business day before service is required. ART operates twelve (12) vehicles, seven (7) of which are lift-equipped.

The Transit System Annual Stats report form can be found in Appendix A.



Other transportation services present in Richmond County

- There are three private Taxicab companies located in Richmond County. (Alpha Taxi, Central Taxi Service, Quality Dependable Transportation)
- Greyhound Bus Lines provides scheduled inter-city bus service to Rockingham.
- Coach America provides inter-city travel services.
- The Silver Star, an Amtrak passenger train traveling from New York City to Miami, makes one daily northbound stop and one daily scheduled southbound stop in Hamlet.

Workshop Outcomes – Identified Needs

Strategies for Addressing the Identified Needs

The local human services transportation workshop was held on April 22, 2013 at the Cole Auditorium at Richmond Community College in Hamlet. Eleven people representing four different entities and current riders were present. A list of the invitees and attendees can be found in Appendix B.

The following transportation needs were identified during the workshop. The needs are listed in the prioritized order decided upon by the workshop participants. Listed with each need is the type of project implementation/strategy that would satisfy this need along with the funding sources that are available to implement the project.

Tied for # 1 Need: Extend Hours of Service

Project – This is dependent on the type of riders utilizing the services. If the extension is verified under the requirements of 5310, 5316, and 5317 and the project contains a well-defined scope, then TTAP funding sources are available.

Funding Source – 5310 Elderly and Disabled, 5316 Jobs Access Reverse Commute, and 5317 New Freedom

(RICHMOND COUNTY – continued)

Tied for # 1 Need: Improve “On-time” service

Project – Pursue advance technologies (5311 Capital) that increase on-time performance and route capacity.

Funding Source – This need does not qualify for any funding sources available in this plan.

Tied for # 3 Need: Extend service to Moore County

Project – This is dependent on the type of riders utilizing the services. If the extension is verified under the requirements of 5310, 5316, and 5317 and the project contains a well-defined scope, then TTAP funding sources are available.

Funding Source – 5310 Elderly and Disabled, 5316 Jobs Access Reverse Commute, and 5317 New Freedom

Tied for # 3 Need: Extend service to the Veterans Administration Hospital in Fayetteville

Project #1 – Implement an established route that connects to the Veterans Hospital in Fayetteville.

Project #2 – Extend service hours on an existing route out to the Veterans Administration Hospital

Project #3 – Contract services with DSS

Funding Source – 5310 Elderly and Disabled and 5317 New Freedom

Tied for # 3 Need: Improve communication with passengers

This need does not qualify for any funding sources available in this plan, therefore no projects are identified. (All marketing and promotional activities are covered under 5311 Admin G371.)

Tied for # 6 Need: Need for an ADA/mobility assistant.

Project – Provide ADA Mobility assistant to ride and assist with moving elderly passengers on and off the bus.

Funding Source – 5317 New Freedom

Tied for # 6 Need: Medical trips to UNC-Chapel Hill Hospital and Clinics

Project – Provide medical trips to UNC-Chapel Hill Hospital and Clinics

Funding Source – 5310 Elderly and Disabled

Tied for # 8 Need: Utilize other funding services (such as Work First for employment)

Project – Contract employment and employment related activities out to Work First. Work First will be the sub recipient of 5316 JARC and purchase services directly from Area of Richmond Transit System.

Funding Source – 5316 Jobs Access Reverse Commute

Tied for # 8 Need: Create and distribute pamphlet of bus schedules

This need does not qualify for any funding sources available in this plan, therefore no projects are identified. (All marketing and promotional activities are covered under 5311 Admin G371.)

VII. ROBESON COUNTY

Description of Current Public Transportation Services

South East Area Transit System (SEATS) is a public transportation system operating throughout Robeson County. SEATS provides human service agency and rural general public transportation needs for Robeson County residents. SEATS also works closely with several private transportation providers to help meet the mobility needs of as many passengers as possible.

SEATS has established routes throughout Robeson County operating Monday through Friday from 5:30 a.m. to 5:30 p.m. for the general public and agency-sponsored passengers. SEATS provides scheduled routes for out-of-county medical trips to Duke Hospital, UNC-Chapel Hill Hospital, and Veterans Administration Hospitals in Durham and Fayetteville.

SEATS operates fifteen Light Utility Transit vehicles that seat between 8 and 22 passengers. All the vehicles are equipped with heavy duty wheel chair lifts to accommodate those passengers using mobility aids to travel. SEATS transit vehicles are fully ADA compliant and designed to meet all safety and mobility needs.

SEATS transit drivers hold Commercial Driver Licenses and complete all North Carolina Department of Transportation requirements for annual trainings to maintain their certifications. Dispatchers and Schedulers work closely with passengers and other agencies to help coordinate trips in a timely manner. Providing safe and dependable transportation for all passengers is a top priority for SEATS.

To request service, persons must call by 12:00 noon the business day before the service is needed. Dispatchers and Schedulers will respond to requests for transportation on a first come – first serve basis. SEATS provides curb to curb transportation services in order to accommodate as many passengers as possible.

The Transit System Annual Stats report and Weekly Totals can be found in [Appendix A](#).



Other transportation services present in Robeson County

- There is one private taxicab company (A-I Gotcha Taxi) and one taxi/van service provider (Quality Transit) in Robeson County.
- Greyhound Bus Lines provides scheduled inter-city bus service to Lumberton.
- Coach America provides inter-city travel services.

Workshop Outcomes – Identified Needs

Strategies for Addressing the Identified Needs

The Robeson County local human services transportation workshop was held on April 24, 2013 at the Lumber River Council of Governments in Pembroke. Thirty-six people representing eighteen different entities and current riders were present. A list of the invitees and attendees is located in [Appendix B](#).

(ROBESON COUNTY – continued)

The following transportation needs were identified during the workshop. The needs are listed in the prioritized order decided upon by the workshop participants. Listed with each need is the type of project implementation/strategy that would satisfy this need along with the funding sources that are available to implement the project.

1 Need: Need a Tuesday/Thursday/Saturday dialysis route for western and northern parts of Robeson County

Project – Create a Tuesday/Thursday/Saturday dialysis route for western and northern parts of Robeson County

Funding Source – 5310 Elderly and Disabled

2 Need: Need to increase the number of trips per month to Duke, Chapel Hill, and Fayetteville for medical appointments

Project – Increase the number of trips per month to Duke, Chapel Hill, and Fayetteville for medical appointments

Funding Source – 5310 Elderly and Disabled

3 Need: Alert clients when bus arrives at their home

Project – Implement a new policy of control that mandates all drivers to honk their horn twice before departure.

Funding Source – This need does not qualify for any funding sources available in this plan, therefore no projects are identified.

Tied for # Need 4: Second shift and weekend service to the Mountaire and Campbell Soup work sites

Project – Add second shift and weekend service to the Mountaire and Campbell Soup work sites

Funding Source – 5316 Jobs Access Reverse Commute

Tied for # 4 Need: Coordination needed with private providers to provide service for employment on second shift and weekends

Project – Coordinate with private providers to provide service for employment on second shift and weekends

Funding Source – 5316 Jobs Access Reverse Commute

Tied for # 4 Need: Decrease wait time (provide more drivers and buses)

Project – Service expansion to be identified in the Community Services Transportation Plan

Funding Source – This need does not qualify for any funding sources available in this plan.

7 Need: Offer a workshop about SEATS services/ increase marketing efforts

This need does not qualify for any funding sources available in this plan, therefore no projects are identified. (All marketing and promotional activities are covered under 5311 Admin G371.)

8 Need: Service to Moore County for medical appointments

Project – Extend service to Moore County for medical appointments

Funding Source – 5310 Elderly and Disabled

(ROBESON COUNTY – continued)

Tied for # 9 Need: Need a second Monday/Wednesday/Friday dialysis route for the Red Springs / St. Pauls area

Project – Add a second Monday/Wednesday/Friday dialysis route for the Red Springs / St. Pauls area

Funding Source – 5310 Elderly and Disabled

Tied for # 9 Need: Improve customer service/ keep the same driver on each route

Project – Enhance customer service and total quality management by continued use of the same driver for each route; this will give the driver more familiarity with the passengers and the route.

Funding Source – This need does not qualify for any funding sources available in this plan.

The following identified needs did not receive votes during the prioritization process:

- ❖ Provide service on Sundays
- ❖ Provide evening service to Robeson Community College
- ❖ Re-examine vehicle specifications to add busses that can travel on rugged dirt roads

Additional unmet needs identified by citizens after the day of the workshop:

Need: Additional coordination of transportation services for the elderly and disabled between counties in the region.

Project – Establish a regional Transportation Call Center to coordinate transportation services for the elderly and disabled between area counties.

Funding Source – 5310 Elderly and Disabled

Need: Funding for transportation for dialysis patients that do not qualify for Medicaid

Project – Provide transportation for dialysis patients not covered by Medicaid.

Funding Source – 5310 Elderly and Disabled

Need: Funding to meet additional transportation needs of the Elderly and Disabled

Project – Funding to provide additional transportation services for the Elderly and Disabled populations.

Funding Source – 5310 Elderly and Disabled

VIII. SCOTLAND COUNTY

Description of Current Public Transit Service

Scotland County Area Transit System (SCATS) is a county operated system that provides human services curb to curb transportation to that portion of the population for which transportation or mobility is a problem. SCATS operates four different types of vehicles daily: six wheelchair accessible vehicles, two conversion vehicles, two center aisle vans, and two mini-vans. SCATS regularly transports, by appointment, patients to doctor's offices, clinics, dialysis, physical therapy, and pharmacies. SCATS also transports clients to workshops, Workfirst appointments, Senior Citizen nutrition sites, out of county medical appointments, and various other contracted services. To schedule service, clients must call three business days prior to their appointment date. SCATS also offers two fixed route services in the City of Laurinburg to the Rural General Public at a cost of \$1.00 per rider.

The Transit System Annual Stats and Weekly Totals report can be found in Appendix A. A map of SCAT's fixed routes can be found in Appendix E.



Other transportation services present in Scotland County

- There is one Taxicab company in Scotland County (Bob's Taxi Service).
- Greyhound Bus Lines provides scheduled inter-city bus service to Laurinburg.
- Coach America provides inter-city travel services.

Workshop Outcomes – Identified Needs

Strategies for Addressing the Identified Needs

The local human services transportation workshop was held on March 28, 2013 at the Scotland County Government Annex in Laurinburg. Twelve people representing five different entities and current riders were present. A list of the invitees and attendees can be found in Appendix B.

The following transportation needs were identified during the workshop. The needs are listed in the prioritized order decided upon by the workshop participants. Listed with each need is the type of project implementation/strategy that would satisfy this need along with the funding sources that are available to implement the project.

1 Need: Need service on weekends and holidays

Project – Extend service to weekends and holidays

Funding Source – 5310 Elderly and Disabled, 5316 Jobs Access Reverse Commute, and 5317 New Freedom

(SCOTLAND COUNTY – continued)

Tied for # 2 Need: Need service to Pinehurst for more than one day per month

Project – An extension in service hours to Pinehurst on a designated route, once per week

Funding Source – 5310 Elderly and Disabled, 5316 Jobs Access Reverse Commute, and 5317 New Freedom

Tied for # 2 Need: When a passenger has two appointments in one day, provide him/her a ride home without it being charged as an additional trip

Project – Trip segmentation and efficient route management is essential in both cost and customer service. Implement a capacity routing policy that each appointment counts as one trip and the rider should only pay for that one trip/appointment.

Funding Source – This need does not qualify for any funding sources available in this plan.

4 Need: Need to include the Scotland Place Senior Center as a stop on the fixed route

Project – Add the Scotland Place Senior Center to an existing route

Funding Source – 5310 Elderly and Disabled

5 Need: Need to extend trips for medical appointments across County boundaries

Project – Extend trips for medical appointments across County boundaries

Funding Source – 5310 Elderly and Disabled

6 Need: Provide more drivers to accommodate medical out-patients

Project – Service Expansion to be identified in the Community Transportation Service Plan

Funding Source – This need does not qualify for any funding sources available in this plan.

Tied for # 7 Need: Provide more lift vehicles

Project – Additional vehicles are identified within a service expansion. The community Transportation Service Plan provides the foundation for service expansion requests.

Funding Source – This need does not qualify for any funding sources available in this plan, therefore no projects are identified.

Tied for # 7 Need: Need bus assistants to help passengers

Project – Provide ADA Mobility assistant to ride and assist with moving elderly passengers on and off the bus.

Funding Source – 5317 New Freedom

The following identified needs did not receive votes during the prioritization process:

- ❖ Reduce the amount of time required to call in ahead to arrange a pick up (currently rider must call three business days prior to when they want service)
- ❖ Acquire an automated service system
- ❖ Reduce Medicaid funding restrictions on certain appointments

IX. Regional Coordination Opportunities

In all four county workshops, participants listed the need for the extension of transportation service to towns in neighboring counties. This need was cited especially for medical appointments and employment. Several of the counties offer service out of the region to hospitals in Durham, Chapel Hill, Fayetteville, and/or Pinehurst; this provides opportunity for utilization of “seat available” coordination of transportation. It would be beneficial to formally establish county-to-county agreements to coordinate travel within the region as well as to major medical centers outside of the region.

X. Project Selection

The workshops have shown that there is a lengthy list of transportation needs in each of the Lumber River RPO counties. Projects should be selected that will address current needs, that will likely produce favorable impacts, and that will address core issues. This will help reduce redundancies and inefficiencies and will provide the greatest returns for the limited available funds. Projects should also be selected that bring not only immediate benefits and improvements but will also contribute to favorable results beyond the initial plan period. The most helpful resources in identifying which projects most need to be funded in each of the counties include the American Public Transportation Association, The Community Transportation Association of America, the Transit Cooperative Research Program of the Transportation Research Board, the NCDOT Public Transportation Division, peer transit agencies, and professional consultants and experts.

XI. Plan Approval

This plan will be taken before the following Boards for approval: the Lumber River RPO Transportation Advisory Committee, the Hoke County Board of Commissioners, the Robeson County Board of Commissioners, the Scotland Counties Board of Commissioners, and the Transportation Advisory Board of Area Richmond Transit. Projected time period for presentation to the respective Boards is during the months of September, October, and November 2013. Upon approval, this plan will serve as the document to support future requests for funding targeted at the low income, elderly persons and disabled individuals who reside in the Lumber River RPO Region.

APPENDIX A , page 1

6. ANNUAL STATS County of Hoke				
FY2012				
	A	B	C	
Volunteer Resources				
73	Total volunteer drivers	0	Personal Vehicles Used	0 73
Incidental Services (training, maintenance, fuel, other non-passenger services)				
74	Miles	2,311	Hours	148 74
Employee Information				
		How Many	Total Pay Hours	FTE
75	Administrative	3	8328.75	3.04 75
76	Maintenance	0	0	0.00 76
77	Drivers Age 30 and Under	0	0	0.00 77
78	Drivers Age 31-65	17	31568.79	15.18 78
79	Drivers Age 66-75	0	0	0.00 79
80	Drivers Age 76 and Older	0	0	0.00 80
81	Other Operational	2	2543.25	1.22 81
	Total	22	40441.79	19.44
Operations Figures				
82	In-service breakdowns of vehicles	0	Denials	0 82
83	Mobility impaired passenger trips	1,776	No-shows	3,563 83
Maintenance Information				
84	Select your vehicle maintenance method	In-House		84
		# Owned	# Leased	Total
85	Maintenance facilities grantee	1	0	1 85
Safety Statistics (NTD only)				
		NTD Incidents	NTD Fatalities	NTD Injuries
86	NTD Reportable (see instructions)	0	0	0 86
Human Service Agency / Community Organization Trips Served				
		Annual Trips		Annual Trips
87	Vocational Rehabilitation	58	DSS Medical	14253 87
88	Vocational Workshop (or equivalent)	2573	DSS WorkFirst	2217 88
89	Headstart	2407	DSS - Other	37 89
90	Nursing Home/Assisted Living Facility	0	Senior Services	10602 90
91	United Way Agency(ies)	0	Mental Health	0 91
92	Parks and Recreation	183	OTHER	2566 92
93	Local Employer(s)	0	Total HS / CO Trips	34896 93
How has your administration and/or operations changed since last year (be detailed)?				
94	Operations: Ridership increased due to the need of employment transportation. 94			

5. WEEKLY TOTALS County of Hoke		July	August	September	October	November	December	January	February	March	April	May	June	Quarter 1	Quarter 2	Quarter 3	Quarter 4	YTD Totals
NO DATA ENTRY ON THIS FORM		20	21	22	21	21	20	20	20	21	22	20	22	64	61	63	63	251
FY2012																		
Operating Days																		
Transit System- Fixed Route																		
Vehicle Service Hours		0	0	0	0	0	0	0	0	0	0	0	0	0	0	0	0	0
Vehicle Service Miles		0	0	0	0	0	0	0	0	0	0	0	0	0	0	0	0	0
Passenger Trips: Non-Contract		0	0	0	0	0	0	0	0	0	0	0	0	0	0	0	0	0
Medicaid Contract		0	0	0	0	0	0	0	0	0	0	0	0	0	0	0	0	0
Non-Medicaid Contract		0	0	0	0	0	0	0	0	0	0	0	0	0	0	0	0	0
Total Passenger Trips		0	0	0	0	0	0	0	0	0	0	0	0	0	0	0	0	0
Transit System- Deviated Fixed Route																		
Vehicle Service Hours		0	0	0	0	0	0	0	0	0	0	0	0	0	0	0	0	0
Vehicle Service Miles		0	0	0	0	0	0	0	0	0	0	0	0	0	0	0	0	0
Passenger Trips: Non-Contract		0	0	0	0	0	0	0	0	0	0	0	0	0	0	0	0	0
Medicaid Contract		0	0	0	0	0	0	0	0	0	0	0	0	0	0	0	0	0
Non-Medicaid Contract		0	0	0	0	0	0	0	0	0	0	0	0	0	0	0	0	0
Total Passenger Trips		0	0	0	0	0	0	0	0	0	0	0	0	0	0	0	0	0
Transit System- Demand Response/Subscription																		
Vehicle Service Hours	1962	2488	2313	2493	2140	2140	2114	2228	2375	2480	2259	2449	2237	6783	6747	7083	6845	27558
Vehicle Service Miles	40079	50639	48857	49425	43268	42277	46168	48446	48446	51598	45736	49679	47661	139775	134970	146212	143076	564033
Passenger Trips: Non-Contract	3091	3674	3864	3949	3758	3226	4107	4330	4330	4658	3963	4444	4716	10929	10943	13105	13123	48100
Medicaid Contract	1102	1545	1272	1218	1066	1052	1062	1149	1149	1205	1192	1172	1168	3919	3356	3436	3532	14253
Non-Medicaid Contract	1835	2390	2538	2345	1522	1503	1658	1459	1459	1448	1316	1335	1294	6763	5370	4565	3945	20643
Total Passenger Trips	6028	7909	7674	7512	6376	5791	5847	5938	5938	7321	6471	6951	7178	21611	19679	21106	20600	82996
Transit Totals																		
Vehicle Service Hours	1962	2488	2313	2493	2140	2140	2114	2228	2375	2480	2259	2449	2237	6783	6747	7083	6845	27558
Vehicle Service Miles	40079	50639	48857	49425	43268	42277	46168	48446	48446	51598	45736	49679	47661	139775	134970	146212	143076	564033
Passenger Trips: Non-Contract	3091	3674	3864	3949	3758	3226	4107	4330	4330	4658	3963	4444	4716	10929	10943	13105	13123	48100
Medicaid Contract	1102	1545	1272	1218	1066	1052	1062	1149	1149	1205	1192	1172	1168	3919	3356	3436	3532	14253
Non-Medicaid Contract	1835	2390	2538	2345	1522	1503	1658	1459	1459	1448	1316	1335	1294	6763	5370	4565	3945	20643
Total Passenger Trips	6028	7909	7674	7512	6376	5791	5847	5938	5938	7321	6471	6951	7178	21611	19679	21106	20600	82996
Other Providers- Taxis, Coordinated Trips, Volunteer Trips, etc go here																		
Passenger Trips: Non-Contract	0	0	0	0	0	0	0	0	0	0	0	0	0	0	0	0	0	0
Medicaid Contract	0	0	0	0	0	0	0	0	0	0	0	0	0	0	0	0	0	0
Non-Medicaid Contract	0	0	0	0	0	0	0	0	0	0	0	0	0	0	0	0	0	0
Total Passenger Trips	0	0	0	0	0	0	0	0	0	0	0	0	0	0	0	0	0	0
Total Passenger Trips	6028	7909	7674	7512	6376	5791	5847	5938	5938	7321	6471	6951	7178	21611	19679	21106	20600	82996

APPENDIX A , page 3

6. ANNUAL STATS Richmond Interagency Transportation, Inc.				
FY2013				
	A	B	C	
Volunteer Resources				
Total volunteer drivers		Personal Vehicles Used		
Incidental Services (training, maintenance, fuel, other non-passenger services)				
Miles		Hours		
Employee Information				
	How Many	Total Pay Hours	FTE	
Administrative	3	1372	0.66	
Maintenance			0.00	
Drivers Age 30 and Under	2	875	0.42	
Drivers Age 31-65	10	4060	1.96	
Drivers Age 66-75			0.00	
Drivers Age 76 and Older			0.00	
Other Operational			0.00	
Total	15	6327	3.04	
Operations Figures				
In-service breakdowns of vehicles		Denials		
Mobility impaired passenger trips	1,126	No-shows		479
Maintenance Information				
Select your vehicle maintenance method				
	# Owned	# Leased	Total	
Maintenance facilities grantee				D
Safety Statistics (NTD only)				
	NTD Incidents	NTD Fatalities	NTD Injuries	
NTD Reportable (see instructions)				
Human Service Agency / Community Organization Trips Served				
	Annual Trips		Annual Trips	
Vocational Rehabilitation	1306	DSS Medicaid	4784	
Vocational Workshop (or equivalent)		DSS WorkFirst	1194	
Headstart		DSS - Other	887	
Nursing Home/Assisted Living Facility		Senior Services	1268	
United Way Agency(ies)		Mental Health	1595	
Parks and Recreation	3008	OTHER	676	
Local Employer(s)	888	Total HS / CO Trips	15756	
How has your administration and/or operations changed since last year (be detailed)?				
	A	B	C	

APPENDIX A , page 4

6. ANNUAL STATS Robeson County				
FY2012				
	A	B	C	
Volunteer Resources				
73	Total volunteer drivers	0	Personal Vehicles Used	0 73
Incidental Services (training, maintenance, fuel, other non-passenger services)				
74	Miles	8,640	Hours	5,531 74
Employee Information				
		How Many	Total Pay Hours	FTE
75	Administrative	2	4159.92	2.00 75
76	Maintenance	0		0.00 76
77	Drivers Age 30 and Under	0		0.00 77
78	Drivers Age 31-65	14	23280.44	11.19 78
79	Drivers Age 66-75	0		0.00 79
80	Drivers Age 75 and Older	0		0.00 80
81	Other Operational	3	6239.68	3.00 81
	Total	19	33680.24	16.19
Operations Figures				
82	In-service breakdowns of vehicles	18	Denials	24 82
83	Mobility impaired passenger trips	6,191	No-shows	2,458 83
Maintenance Information				
84	Select your vehicle maintenance method:	In-House		84
		# Owned	# Leased	Total
85	Maintenance facilities grantee	0	0	0 85
Safety Statistics (NTD only)				
		NTD Incidents	NTD Fatalities	NTD Injuries
86	NTD Reportable (see instructions)	3	0	7 86
Human Service Agency / Community Organization Trips Served				
		Annual Trips		Annual Trips
87	Vocational Rehabilitation	0	DSS Medicaid	8025 87
88	Vocational Workshop (or equivalent)	317	DSS WorkFirst	
89	Headstart	0	DSS - Other	
90	Nursing Home/Assisted Living Facility	20	Senior Services	7484 90
91	United Way Agencies	0	Mental Health	12678 91
92	Parks and Recreation	0	OTHER	
93	Local Employer(s)		Total HS / CO Trips	28524 93
How has your administration and/or operations changed since last year (be detailed)?				
94	We received a cut in ROAP funds of \$76,248, which greatly affected our operating funds. Also, we are taking some passengers to work on Saturday mornings, along with the Saturday dialysis passengers. 94			

5. WEEKLY TOTALS Robeson County															
NO DATA ENTRY ON THIS FORM															
FY2012															
Operating Days	July	August	September	October	November	December	January	February	March	April	May	June	Quarter 1	Quarter 2	YTD Totals
	26	27	24	23	21	20	25	25	27	25	27	26	77	64	77
Transit System- Fixed Route															
Vehicle Service Hours	0	0	0	0	0	0	0	0	0	0	0	0	0	0	0
Vehicle Service Miles	0	0	0	0	0	0	0	0	0	0	0	0	0	0	0
Passenger Trips: Non-Contract	0	0	0	0	0	0	0	0	0	0	0	0	0	0	0
Medicaid Contract	0	0	0	0	0	0	0	0	0	0	0	0	0	0	0
Non-Medicaid Contract	0	0	0	0	0	0	0	0	0	0	0	0	0	0	0
Total Passenger Trips	0	0	0	0	0	0	0	0	0	0	0	0	0	0	0
Transit System- Deviated Fixed Route															
Vehicle Service Hours	0	0	0	0	0	0	0	0	0	0	0	0	0	0	0
Vehicle Service Miles	0	0	0	0	0	0	0	0	0	0	0	0	0	0	0
Passenger Trips: Non-Contract	0	0	0	0	0	0	0	0	0	0	0	0	0	0	0
Medicaid Contract	0	0	0	0	0	0	0	0	0	0	0	0	0	0	0
Non-Medicaid Contract	0	0	0	0	0	0	0	0	0	0	0	0	0	0	0
Total Passenger Trips	0	0	0	0	0	0	0	0	0	0	0	0	0	0	0
Transit System- Demand Response/Subscription															
Vehicle Service Hours	1422	1627	1540	1556	1420	1195	1539	1565	1593	1427	1473	1392	4509	4170	4292
Vehicle Service Miles	31729	36105	31422	35244	32431	26988	33511	34534	34976	32199	33919	31625	99256	94673	97943
Passenger Trips: Non-Contract	3064	4413	4427	4435	4017	2817	4404	4774	4407	3952	3909	3582	11904	11269	11443
Medicaid Contract	652	889	593	643	720	586	751	758	683	640	627	671	1934	1961	1938
Non-Medicaid Contract	1503	1952	1791	1842	1517	1260	1637	1760	1903	1820	1699	1636	5326	4419	5300
Total Passenger Trips	5299	7054	6811	6720	6254	4675	6792	7292	7053	6412	6535	5888	19164	17649	18835
Transit Totals															
Vehicle Service Hours	1422	1627	1540	1556	1420	1195	1539	1565	1593	1427	1473	1392	4509	4170	4292
Vehicle Service Miles	31729	36105	31422	35244	32431	26988	33511	34534	34976	32199	33919	31625	99256	94673	97943
Passenger Trips: Non-Contract	3064	4413	4427	4435	4017	2817	4404	4774	4407	3952	3909	3582	11904	11269	11443
Medicaid Contract	652	889	593	643	720	586	751	758	683	640	627	671	1934	1961	1938
Non-Medicaid Contract	1503	1952	1791	1842	1517	1260	1637	1760	1903	1820	1699	1636	5326	4419	5300
Total Passenger Trips	5299	7054	6811	6720	6254	4675	6792	7292	7053	6412	6535	5888	19164	17649	18835
Other Providers- Taxis, Coordinated Trips, Volunteer Trips, etc. go here															
Passenger Trips: Non-Contract	0	0	0	0	0	0	0	0	0	0	0	0	0	0	0
Medicaid Contract	0	0	0	0	0	0	0	0	0	0	0	0	0	0	0
Non-Medicaid Contract	0	0	0	0	0	0	0	0	0	0	0	0	0	0	0
Total Passenger Trips	0	0	0	0	0	0	0	0	0	0	0	0	0	0	0
Total Passenger Trips	5299	7054	6811	6720	6254	4675	6792	7292	7053	6412	6535	5888	19164	17649	18835
															76785

APPENDIX A , page 6

6. ANNUAL STATS Scotland County				
FY2012				
	A	B	C	
Volunteer Resources				
73	Total volunteer drivers	0	Personal Vehicles Used	0 73
Incidental Services (training, maintenance, fuel, other non-passenger services)				
74	Miles	0	Hours	0 74
Employee Information				
		How Many	Total Pay Hours	FTE
75	Administrative	2	3640	1.85 75
76	Maintenance	1	1920	0.92 76
77	Drivers Age 30 and Under	1	1920	0.92 77
78	Drivers Age 31-65	4	7680	3.69 78
79	Drivers Age 66-75	3	2880	1.38 79
80	Drivers Age 75 and Older	1	720	0.35 80
81	Other Operational			0.00 81
	Total	12	18960	9.12
Operations Figures				
82	In-service breakdowns of vehicles	3	Denials	0 82
83	Mobility impaired passenger trips	1,350	No-shows	86 83
Maintenance Information				
84	Select your vehicle maintenance method	Both		84
		# Owned	# Leased	Total
85	Maintenance facilities granted	1		1 85
Safety Statistics (NTD only)				
		NTD Incidents	NTD Fatalities	NTD Injuries
86	NTD Reportable (see instructions)	0	0	0 86
Human Service Agency / Community Organization Trips Served				
		Annual Trips		Annual Trips
87	Vocational Rehabilitation	4765	DSS Medicaid	6348 87
88	Vocational Workshop (or equivalent)		DSS WorkFirst	
89	Headstart		DSS - Other	
90	Nursing Home/Assisted Living Facility		Senior Services	3391 90
91	United Way Agency(ies)		Mental Health	
92	Parks and Recreation		OTHER	16767 92
93	Local Employer(s)		Total HS / CO Trips	31271 93
How has your administration and/or operations changed since last year (be detailed)?				
94				
HIRING ANOTHER ADMIN ASSISTANT				
	A	B	C	

NO DATA ENTRY ON THIS FORM

Operating

Transit System- Fixed Route																
Vehicle Service Hours	294	322	280	252	238	280	280	308	266	254	254	896	812	868	854	3430
Vehicle Service Miles	5295	5439	4770	4441	4090	4862	4733	5430	4672	5281	5147	15500	13401	15025	15103	59026
Passenger Trips: Non-Contract	1187	1686	1355	1464	1398	1461	1477	1409	1244	1262	1336	4228	4269	4347	3862	16706
Medicaid Contract	0	0	0	0	0	0	0	0	0	0	0	0	0	0	0	0
Non-Medicaid Contract	0	0	0	0	0	0	0	0	0	0	0	0	0	0	0	0
Total Passenger Trips	1187	1686	1355	1464	1407	1398	1461	1477	1409	1244	1262	4228	4269	4347	3862	16706
Transit System- Deviated Fixed Route																
Vehicle Service Hours	0	0	0	0	0	0	0	0	0	0	0	0	0	0	0	0
Vehicle Service Miles	0	0	0	0	0	0	0	0	0	0	0	0	0	0	0	0
Passenger Trips: Non-Contract	0	0	0	0	0	0	0	0	0	0	0	0	0	0	0	0
Medicaid Contract	0	0	0	0	0	0	0	0	0	0	0	0	0	0	0	0
Non-Medicaid Contract	0	0	0	0	0	0	0	0	0	0	0	0	0	0	0	0
Total Passenger Trips	0	0	0	0	0	0	0	0	0	0	0	0	0	0	0	0
Transit System- Demand Response/Subscription																
Vehicle Service Hours	588	644	560	644	476	560	560	616	532	588	588	1792	1624	1736	1708	6660
Vehicle Service Miles	8620	11119	9048	9548	6993	8504	9685	9166	8145	8082	7865	28787	27355	24002	24002	101129
Passenger Trips: Non-Contract	445	469	431	429	344	362	360	368	377	402	443	1345	1153	1170	1222	4890
Medicaid Contract	560	783	547	521	394	507	466	528	507	542	512	1950	1489	1501	1561	6441
Non-Medicaid Contract	287	302	252	251	185	122	282	289	275	276	357	841	655	693	908	3097
Total Passenger Trips	1292	1554	1220	1201	933	1021	1138	1205	1158	1220	1312	4076	3297	3364	3691	14428
Transit Totals																
Vehicle Service Hours	832	966	840	966	714	840	840	924	786	802	882	2684	2436	2604	2562	10290
Vehicle Service Miles	13915	16554	13818	14418	10783	13366	14418	14596	13017	13163	13912	44287	34796	42380	39192	160155
Passenger Trips: Non-Contract	1632	2159	1786	1893	1782	1853	1867	1797	1621	1684	1778	5573	5422	5584	5584	21596
Medicaid Contract	560	783	547	521	394	507	466	528	507	542	512	1890	1489	1501	1561	6441
Non-Medicaid Contract	287	302	252	251	185	122	282	289	275	276	357	841	655	693	908	3097
Total Passenger Trips	2479	3240	2585	2665	2331	2482	2615	2614	2403	2502	2648	8304	7566	7711	7553	31134
Other Providers- Trips, Coordinated Trips, Volunteer Trips, etc go here																
Passenger Trips: Non-Contract	0	0	0	0	0	0	0	0	0	0	0	0	0	0	0	0
Medicaid Contract	0	0	0	0	0	0	0	0	0	0	0	0	0	0	0	0
Non-Medicaid Contract	0	0	0	0	0	0	0	0	0	0	0	0	0	0	0	0
Total Passenger Trips	0	0	0	0	0	0	0	0	0	0	0	0	0	0	0	0
Total Passenger Trips	2479	3240	2585	2665	2331	2482	2615	2614	2403	2502	2648	8304	7566	7711	7553	31134

APPENDIX B, page 1

Locally Coordinated Plan Workshop Invitees - 2013

HOKE COUNTY

NAME	AGENCY	Title/Position	CONTACT	PHONE
Kendrik Maynor	Hoke County Parks and Recreation	Director	kmaynor@hokecounty.org	910-875-4035
Ester Harrell	Hoke County Dept. of Aging Senior Services	Director	eharrell@hokecounty.org	910-875-8725
Tammy Channey	Hoke DSS	Supervisor, Adult Services	tchaney@hokecounty.org	910-875-8725
Carolyn Lloyd	Hoke DSS	Medicaid Transportation Supervisor	clloyd@hokecounty.org	910-875-2498
Jackie Lynch	Raeford Chamber of Commerce	Business Administrator	rae-hokchambers@earthlink.net	910-875-8929
Robin Crowell	Davita Dialysis	Administrator	rcrowell@devita.com	910-875-6561
Mollieta Graham	NC ESC	Branch Manager	mollieta.graham@ncesc.org	910-875-5059
Bruce Hurst	Vocational Options of Hoke County	Director	bruce.hurst@monarch.org	910-875-6639
Patricia Graham	Hoke County Parks and Recreation	Administrator	pgraham@hokecounty.org	910-875-4035
Mary Miles	HATS rider			910-875-3592
Keith Walters	Cooperative Ext. of Hoke County	Director	keith_walters@ncsu.edu	910-875-3461
Jodie Willis	Children's Development Center	Director	childevelopctr@earthlink.com	910-875-5074
Wendell Young	Children's Development Center	Chairman		910-875-8751
Tony Hunt	Hoke County Board of Commissioners	Vice-Chairman	hunt77@aol.com	910-875-6910
Randy Smith	Hoke County Veterans	Director	rsmith@hokecounty.org	910-875-2147
Jena Ontiveros-Squier	Smart Start	Executive Director	heoship@infonline.net	910-904-5452
John McNeill	City of Raeford	Mayor/Lumber River RPO TAC	jdmcneil@earthlink.net	
Mike Wood	City of Raeford	Manager/ Lumber River RPO TCC	mwood@raefordnc.org	
Tim Johnson	Hoke County	Manager/ Lumber River RPO TCC	tjohnson@hokecounty.org	
Don Porter	Hoke County Economic Development	Lumber River RPO TCC	dporter@hokecounty.org	
Ellen McNeill	Hoke County	Commissioner/Lumber River RPO TAC	910-875-3237	
James Leach	Hoke County	Commissioner/Lumber River COG Board	910-875-8925	

APPENDIX B, page 2

Locally Coordinated Plan Workshop Invitees - 2013

RICHMOND COUNTY

Name	Agency	Title/Position	Contact	
	Richmond County Dept of Social Services			
	Richmond County Health Dept.			
	McLaurin Vocational Center			
	Dialysis Care of Hamlet and Rockingham			
	Richmon County Senior Centers			
Jimmy Capos	Richmond County	Commisioner / LRCOG Board member	jimmy.capos@richmondnc.com	
	Town of Dobbins Heights		dobbinsheights@bellsouth.net	
James Cooper	Town of Ellerbe	Mayor/LRCOG Board Member	cooperbandl@yahoo.com	
Johnathan Buie	Town of Hamlet	Councilman / LRCOG Board	jbuie05@gmail.com	
Joann Jasper-Thomas	Town of Hoffman	Mayor/LRCOG Board Member	god1st.it@windstream.net	
Tony Clewis	Town of Hamlet	Councilman / LRCOG Board		LRRPO TAC
Archie Robinson		Lumber River RPO TCC member	ellerbetown@etinternet.net	
James Armstrong	Richmond County Planning Dept.	Lumber River RPO TCC member	james.armstrong@richmondnc.com	
John Massey	City of Rockingham Planning Dept.	Lumber River RPO TCC member	john@gorockingham.com	
Marchell Adams-David	Town of Hamlet	Manager/Lumber River RPO TCC member	mdavid12@carolina.rr.com	
Monty Crump	City of Rockingham	Manager	monty@gorockingham.com	
Rick Sago	Richmond County	Manager	rick.sago@richmondnc.com	
	Town of Norman		normentown@etinternet.net	
	Central Taxi Service		910-895-8888	
	Joe-Alpha Taxi		910-895-0790	
	Quality Dependable Transportation		910-997-5566	
	Tommy's Taxi		910-944-5546	
	A Taxi and Transit		910-215-5655	

Locally Coordinated Plan Workshop Invitees - 2013**ROBESON COUNTY**

NAME	AGENCY	Title/Position	CONTACT	
David Powell	Robeson Co. Offenders Resource Center	Director	david.powell@co.robeson.nc.us	
Chris Oxendine	Robeson Co. Veterans Service	Director	chris.oxendine@co.robeson.nc.us	TAC member
William Smith	Robeson Co. Health Department	Director	william.smith@robeson.nc.gov	TAC member
Beth Rowell	Robeson Co. Health Department		beth.rowell@hth.co.robeson.nc.us	
Maria Deal	Robeson Co. Health Department		maria.c.deal@hth.co.robeson.nc.us	TAC member
M. Britt	Interim Health Care	home healthcare provider	mbritt@interimhealthcare.com	
L. Byrd	Interim Health Care	home healthcare provider	lbyrd@interimhealthcare.com	
Becky Morrow	Dept of Social Services	Director	becky.morrow@dss.co.robeson.nc.us	
Anthony Dial	Dept of Social Services	Income Maintenance Administrator II	anthony.dial@dss.co.robeson.nc.us	
Alice Britt	Dept of Social Services	Supervisor Medicaid Transportation	alice.britt@dss.co.robeson.nc.us	
Anita McGill	Dept of Social Services	Medicaid Transportation	anita.mcgill@dss.co.robeson.nc.us	TAC member
Sally Speights	Dept of Social Services		sally.speights@dss.co.robeson.nc.us	
Sandra Lee	Dept of Social Services		sandra.lee@dss.co.robeson.nc.us	
Catherine Baker	Dept of Social Services		catherine.baker@dss.co.robeson.nc.us	
Danny Wilson	Monarch (sheltered workshop)	Director	danny.wilson@monarchnc.org	
Lynn Davis	Robeson Community College	Basic Skills	272-3700 ext 3207	
Rocky Peterkin	Robeson Community College	Asst. VP College and Career Readiness	rpeterkin@Robeson.edu	
Gloria Locklear	Robeson Community College	Compensatory Education	272-3618	
Stefanie Collins	Lumberton Dialysis	social worker	stefanie.collins@fmc-na.com	
Christy Roberts	Lumberton Dialysis	administration manager	christy.roberts@fms-na.com	
Ramona Locklear	Red Springs Dialysis	clinical manager	ramona.locklear@fmc-na.com	
Cordelia Campbell	Robeson Co., Red Springs, St. Pauls dialysis	social worker	cordelia.campbell@fmc-na.com	
Rosemary Locklear	Robeson Co. Dialysis	clinical manager	rosemary.locklear@fmc-na.com	
Latisha Jones	St. Pauls Dialysis	clinical manager	latisha.jones@fmc-na.com	
Debra Prince	Lumberton Dialysis	clinical manager	debra.prince@fmc-na.com	
Elaine Campbell	RHA Health Services	mental health provider	618-8500, 739-8499	
Lillie McKay		Lumber River RPO TCC member		
McDuffie Cummings		Lumber River RPO TCC member	mcduffiecumings@gmail.com	
O'Ryan Lowery	Town of Pembroke	Manager	oryan@pembrokeknc.com	
Lettie Sue Navarette	Town of Ornum	Clerk	lplet2000@yahoo.com	
Charles Townsend	Town of Fairmont	Councilman / LRCOG Board	housingtownsend@yahoo.com	
Robert Mack	Quality Transit		mackin4@yahoo.com	
	A-I Gotcha Taxi		910-644-0913	

Robeson Invitees - Continued

Michelle Gaitley	LRCOG, Area Agency on Aging	nutrition supervisor	618-5533	TAC member
Margaret Lennon	LRCOG, Area Agency on Aging	Director	msl@lumberrivercog.org	TAC member
Jason King	Robeson Co. Administration	Assistant County Manager	jason.king@co.robeson.nc.us	
Al Collins	Lumberton City Police Dept	Detective		
Raymond Cummings	Robeson Co. Commissioners	Commissioner	raymond.cummings@robeson.k12.nc.us	Chairman of TAC
Leon Mayor	City of Lumberton Council	City council member		
Wayne Horne	City of Lumberton	Town Manager		
Gregory Cummings	Robeson Co. Economic Development Commission		greg.cummings@co.robeson.nc.us	
Pam Harper	Robeson Co. Economic Development Commission		pam.harper@co.robeson.nc.us	
Ricky Harris	Robeson Co. Administration	County Manager	ricky.harris@co.robeson.nc.us	
Jan Maynor	Lumber River Council of Governments	Director		
Ken Baker	NCDOT Mobility Development Specialist			
Fran Ray	Red Springs		fran@SJP.org	TAC member
Christopher Jones	Public Schools of Robeson County	TMS Coordinator, bus transportation	ignesc@robeson.k12.nc.us	TAC member
James Moore	City of Lumberton	HR Director	jmoore@ci.lumberton.nc.us	TAC member
Lee Newkirk	Robeson Co. Joblink		lee.newkirk@nccommerce.com	TAC member
Carla Kinlaw	Robeson Co. Finance Dept	Assistant Finance Direct	carla.kinlaw@co.robeson.nc.us	TAC member
Gail Brown	Four County Community Services		brownad@4ccs.org	TAC member
Gosnold Floyd	Fairmont		gosnoldjr@bellsouth.net	TAC member
Biondell McIntyre	LRCOG, Workforce Development		biondellmcintyre@lrocog.org	TAC member
Jacqueline Patterson	Robeson County Church & Community Center		738-5204	TAC member
Fred Norton	F & J Transportation	private transportation provider	fnorton1@nc.rr.com	TAC member
Donna Stubbs	Town of Marietta	Councilwoman / LRCOG Board	Stepstubbbs@bellsouth.net	
Sallie McLean	Town of Maxton	Mayor / LRCOG Board	mcleanSallie@yahoo.com	
Dannie Bacot	Town of McDonald	Councilman / LRCOG Board	bacotd@wildblue.net	
Deborah Connor	Town of Proctorville	Councilwoman / LRCOG Board	deboc02@gmail.com	
Brenda Locklear	Town of Rennet	Councilwoman / LRCOG Board	denverbren@yahoo.com	
Elizabeth Hunt	Town of Rowland	Mayor / LRCOG Board	ehunt202@sc.twcnc.com	
Debra McNeill	Town of Parkton	Clerk	townofparkton@yahoo.com	
Jimmy Goins		Lumber River RPO TCC member	jimmygoins748@earthlinkmail.com	
Sandra Cain	Town of St Pauls	Lumber River RPO TAC member	totstpauls@nc.rr.com	

APPENDIX B, page 5

Locally Coordinated Plan Workshop Invitees - 2013

SCOTLAND COUNTY

NAME	AGENCY	Title/Position	CONTACT
Betty Galloway	Employment Security Commission		
Mary Callahan-Lopez	Scotland Memorial Cancer Center		
Anita Nelson	DSS Work First Employment		
Ruth Lee	Laurinburg Dialysis		910-277-3592
Adrian Hunt	Laurinburg Dialysis	Manager	910-276-6669
Carrie Tyson	Laurinburg and Scotland Dialysis	Social Worker	910-276-6669
Michelle Gaitley	LRCOG/ Area Agency on Aging	nutrition supervisor	michelle.gaitley@lrcog.org
Mary Jo Adams	City of Laurinburg Councilwoman	Councilwoman/Lumber River RPO TAC	mjadams@laurinburg.org
Guy McCook	Scotland County	Commissioner/Lumber River RPO TAC	gmccook@hastyrealty.com
Kevin Patterson	Scotland County	Manager	kpatterson@scotlandcounty.org
Daisy Lipscomb		SCATS rider	910-276-2021
John Ellison		SCATS rider	
Judy Bell		SCATS rider	

WORKSHOP ATTENDEES
Hoke County
April 23, 2013

Name	Agency	Address	Email	Phone
Mary Ellen Miller	HATS Rider	Rt 1, Shannon, NC		910-875-3592
W.S. Young	Children's Development Center	207 W Elwood Ave Raeford, NC 28376		910-875-3923
Ophelia Ray	Maggie's Outreach	7350 Turnpike Rd, Raeford, NC 28376	opheliaRay@mocedc.org	910-875-6623
Grady Hunt	Hoke County	PO Box 999, Pembroke, NC	gradyh@ljhblaw.com	910-521-3413
Derwin Johnson	Hoke Civic League	Raeford, NC	derwindjohnson@gmail.com	910-690-5619
Bruce Hunt	Vocation/Monarch	PO Box 1187 Raeford, NC	brucehunt@monarchnc.org	910-875-6639
John K. McNeill	Raeford Mayor Lumber River RPO TAC	912 McLean St Raeford, NC	jkmcneill@earthlink.net	910-875-2338
Keith Walters	NC Cooperative Extension	PO Box 578 Raeford, NC	Keith-walters@ncsu.edu	910-875-3461
Carolyn Lloyd	Hoke DSS/Adult Medicaid	314 S. Magnolia St, Raeford, NC	clloyd@hokecounty.org	910-878-1968
Jodi Willis	Children's Development Center	305 Wooley St Raeford, NC	Jwillis705@embarqmail.com	910-875-5074
Ester Harrell	Hoke County Senior Services	423 E Central Ave Raeford, NC	eharrell@hokecounty.org	910-875-8588
Tammy Chaney	Hoke Co DSS/ Adult Services SW Sup.	314 S. Magnolia St Raeford, NC	tchaney@hokecounty.org	910-875-1935
Kristine Wagner	Cumberland County Transportation	130 Gillespie St Fayetteville, NC	kwagner@co.cumberland.nc.us	910-678-7624
Michael Mandeville	FAMPO	130 Gillespie St Fayetteville, NC	mmandeville@co.cumberland.nc.us	910-678-7620
Mike Rutan	FAMPO	130 Gillespie St Fayetteville, NC	mrutan@co.cumberland.nc.us	910-878-1935
Nancy Thornton	HATS	316 S Magnolia St Raeford, NC	nthornton@hokecounty.org	910-875-8696

**WORKSHOP ATTENDEES
Richmond County
April 22, 2013**

Name	Agency	Address	Email	Phone
Myra Singletary	Richmond Co DSS/ Adult Services/ Medicaid Transportation	PO Box 518 Rockingham, NC	Myra.singletary@richmondnc.com	910-997-8445
Mitch Humphrey	Richmond Co DSS/ Adult Services/ Medicaid Transportation	PO Box 518 Rockingham, NC	Mitch.Humphrey@richmondnc.com	910-997-8445
Ida Cox	ART Rider	1042 Pine Ridge Rockingham, NC		910-895-8706
Linda Collins	Richmond Co DSS/ Work First Program	PO Box 518 Rockingham, NC	Linda.collins@richmondnc.com	910-997-8428
Leon McDonald	ART Rider	120 Glenwood Ave Rockingham, NC		
Stancil Stanback	ART Rider			910-334-4094
Vera Frazier	ART Rider	29 4th Ave Rockingham, NC		
Alice Cline	ART Rider	186 6 th Ave Rockingham, NC		
Hattie Dennard	ART Rider	197 Crestway Dr Rockingham, NC		910-817-9224
Linda Jordan	ART	504 D E. Broad Ave Rockingham, NC	jordanlw@bellsouth.net	910-895-1313
Johnnie Morman	ART	504 D E. Broad Ave Rockingham, NC	jlmorman@bellsouth.net	910-895-1313

**WORKSHOP ATTENDEES
Robeson County April 24, 2013**

Name	Agency	Address	Email	Phone
Alice Britt	RC DSS	120 Glen Cowan Rd Lumberton, NC	Alice.britt@co.robeson.nc.us	910-671-6271
Cordelia Campbell	Fresenius Medical Care	704 S Walnut St Lumberton, NC	Cordelia.campbell@fmc-na.com	910-628-6898
Debra Prince	FMC / Lumberton Dialysis	720 Wesley Pines Rd Lumberton, NC	Debra.prince@fmc-na.com	910-738-2421
Kerry Epps	FMC / Pembroke Dialysis	1327 Harry West Lane Pembroke, NC	Kerry.epps@fmc-na.com	910-522-7126
Jason King	Robeson County Government	701 Elm St Lumberton, NC	Jason.king@co.robeson.nc.us	910-671-3019
David Powell	Robeson Co Offender Resource Center	120 W 6 th St Lumberton, NC	David.powell@co.robeson.nc.us	910-737-5022
Bill Smith	Rob Co Health Dept.	460 Country Club Rd Lumberton, NC	William.smith@robeson.nc.gov	910-671-3484
Latisha Jones	FMC/ St. Pauls	153 E McLean St St. Pauls, NC	Latisha.jones@fmc-na.com	910-865-3086
Eula McNeill	Red Springs Commissioner	102 Brooks Ave Red Springs, NC	ecmakahrm@aol.com	910-843-4015
Harry Worriax	Rob Co Offender Resource Center	120 W 6 th St Lumberton, NC	Harry.warriax@co.robeson.nc.us	910-737-5025
Stefanie Collins	Lumberton Dialysis	Wesley Pines Rd Lumberton, NC		910-738-2421
Elaine Campbell (employee)	Community Innovations (Owned by and called RHA Health Services effective 5/1/13)	203 Godwin Ave Lumberton, NC	ecampbell@rhanet.org	910-739-8849
Kim Worley (employee)	Community Innovations	203 Godwin Ave Lumberton, NC	kworley@rhanet.org	910-739-8849
Michelle Thompson (CI consumer and SEATS rider)	Community Innovations	203 Godwin Ave Lumberton, NC		910-789-8849
Saleda Taylor (CI consumer)	Community Innovations	203 Godwin Ave Lumberton, NC		910-739-8849
Renee Richards (CI consumer and SEATS rider)	Community Innovations	203 Godwin Ave Lumberton, NC		910-739-8849
Adrienne Lee (CI consumer)	Community Innovations	203 Godwin Ave Lumberton, NC		910-739-8849
Douglas Bass (CI Consumer)	Community Innovations	203 Godwin Ave Lumberton, NC		910-739-8849
Taurence Aldrige (CI consumer and SEATS rider)	Community Innovations	203 Godwin Ave Lumberton, NC		910-739-8849
Babara Robinson (CI consumer)	Community Innovations	203 Godwin Ave Lumberton, NC		910-739-8849

<u>APPENDIX B,</u> <u>page 9</u>		<u>ROBESON</u> <u>COUNTY</u> <u>ATTENDEES</u> <u>continued</u>		
William McCall (CI consumer and SEATS rider)	Community Innovations	203 Godwin Ave Lumberton, NC		910-739-8849
John Alford (CI consumer and SEATS rider)	Community Innovations	203 Godwin Ave Lumberton, NC		910-739-8849
John Lovette (CI consumer and SEATS rider)	Community Innovations	203 Godwin Ave Lumberton, NC		910-739-8849
Raymond Cummings	Public Schools of Rob Co, Lumber River RPO TAC member; Robeson County Commissioner	2460 Whistling Rufus Rd Pembroke, NC	Cummingsr.psrc@robeson.k12.nc.us	910-521-4934
G. Johnson	SEATS rider	416 B Linder St Lumberton, NC		910-301-3350
Charles Bass	SEATS rider	990 Wesley Pines Rd, Lumberton, NC		910-316-2503
Robert Mack	Quality Transit	120 Bighorn Dr Lumberton, NC	Mackjr4@yahoo.com	910-258-9588
Kim Mack	Quality Transit	120 Bighorn Dr Lumberton, NC	Kmma684@yahoo.com	910-258-9700
Danny Wilson	Monarch (Southeastern Industrial Center)	430 Caton Rd PO Box 1857 Lumberton, NC	Danny.wilson@monarchnc.org	910-738-8138
Anita McGill	Rob Co DSS	120 Cowan Rd Lumberton, NC	Anita.mcgill@DSS.co.robeson.nc.us	910-671-3705
Shelton Hill	SEATS Director	1519 Carthage Rd Lumberton, NC	Shelton.hill@co.robeson.nc.us	910-618-5679
Jennifer Nance	SEATS	1519 Carthage Rd Lumberton, NC	Jennifer.nance@co.robeson.nc.us	910-618-5679
Ritchie Smith	SEATS intern – Bladen Community College	1519 Carthage Rd Lumberton, NC		910-618-5679
Francie Barnes	SEATS	1519 Carthage Rd Lumberton, NC	Francie.barnes@co.robeson.nc.us	910-618-5679
Mike Rutan	FAMPO	130 Gillespie St Fayetteville, NC	mrutan@co.cumberland.nc.us	910-878-1935
Kristine Wagner	Cumberland County Transportation	130 Gillespie St Fayetteville, NC	Kwagner@co.cumberland.nc.us	910-678-7624

WORKSHOP ATTENDEES
Scotland County
March 28, 2013

Name	Agency	Address	Email	Phone
Chester Crooms	SCATS Rider	807 Sigma St Laurinburg, NC		910-384-2139
Judy Bell	SCATS Rider	305 McRae St, Apt 101 Laurinburg, NC		910-506-4911
Daisy Lee Lipscomb	SCATS Rider	623 Core Drive Laurinburg, NC		910-276-2021
Ruth Lee	Laurinburg Dialysis	106 Aberdeen Rd Laurinburg, NC	Ruth.lee@fmc-na.com	910-277-3592
Cari Tyson	Laurinburg and Scotland Dialysis	701 E Lauchwood Dr Laurinburg, NC	Cari.tyson@fmc-na.com	910-276-6669
Adrianne Hunt	Laurinburg Dialysis	701 E Lauchwood Dr Laurinburg, NC	Adrianne.hunt@fmc-na.com	910-276-6669
Michelle Gaitley	LRCOG/Area Agency on Aging	30 CJ Walker Rd Pembroke, NC	Michelle.gaitely@lrcog.org	910-272-5055
Shannon Newton	Scotland County Parks & Recreation	PO box 1668 Laurinburg, NC	snewton@scotlandcounty.org	910-277-2585
Johnnie Morman	Richmond Transit	504 D E. Broad Ave Rockingham, NC	jlmorman@bellsouth.net	910-895-1313
Carla Jo Bell	SCATS Rider	1303 Woodlawn Dr Laurinburg, NC		910-276-2613
John Allison	SCATS Rider	230 Panza Rd Laurinburg, NC		910-276-0758
Gracie Rettig	SCATS Coordinator		grettig@scotlandcounty.org	910-277-2416



Lumber River RPO

**Hoke County ♦ Richmond County
Robeson County ♦ Scotland County**

HOKE COUNTY LOCALLY COORDINATED PUBLIC TRANSPORTATION PLAN UPDATE WORKSHOP

April 23, 2013
10:00 a.m. to 1:00 p.m.

Hoke County Admin. Building
Raeford, NC

- I. Welcome & Introductions..... 10:00 a.m.
- II. Workshop Overview..... 10:10 a.m.
 - o Local Coordinated Plan – Janet Robertson, Lumber River RPO
 - o Brief Overview of MAP 21_5310 – Ken Baker, NCDOT/Public Transp. Div.
 - o Hoke Area Transit Service (HATS) Overview – Nancy Thornton, HATS Dir.
 - o Workshop Format – Janet Robertson, Lumber River RPO
- III. Identification of Transportation Needs/Issues
Janet Robertson, Lumber River RPO..... 10:30 a.m.
- ***BREAK***** **11:30 a.m.**
- IV. Prioritization of Identified Needs and Issues
Janet Robertson, Lumber River RPO..... 11:45 a.m.
- V. Future Actions..... 12:30 p.m.
 - HATS – Nancy Thornton, HATS Director
 - NCDOT/ Public Transportation Division – Ken Baker, Mobility Development Specialist
- VI. Wrap Up..... 12:45 p.m.

Nancy Thornton ♦ 910-875-8696 ♦ nthornton@hokecountv.org
Janet Robertson ♦ 910-272-5049 ♦ janet.robertson@lumberrivercog.org
Kenneth A. Baker ♦ 919-707- 4688 ♦ kabaker2@ncdot.gov



Lumber River RPO

**Richmond County ♦ Hoke County
Robeson County ♦ Scotland County**

RICHMOND COUNTY LOCALLY COORDINATED PUBLIC TRANSPORTATION PLAN UPDATE WORKSHOP

April 22, 2013
10:00 a.m. to 1:00 p.m.

Cole Auditorium
Richmond Community College

- I. Welcome & Introductions..... 10:00 a.m.

- II. Workshop Overview..... 10:10 a.m.
 - o Local Coordinated Plan – Janet Robertson, Lumber River RPO
 - o Brief Overview of MAP 21_5310 – Ken Baker, NCDOT/Public Transp. Div.
 - o Area of Richmond Transit System (ART) Overview – Johnnie Morman, ART Director
 - o Workshop Format – Janet Robertson, Lumber River RPO

- III. Identification of Transportation Needs/Issues
Janet Robertson, Lumber River RPO..... 10:30 a.m.

- ***BREAK***** **11:30 a.m.**

- IV. Prioritization of Identified Needs and Issues
Janet Robertson, Lumber River RPO..... 11:45 a.m.

- V. Future Actions..... 12:30 p.m.
 - ART – Johnnie Morman, ART Director
 - NCDOT/ Public Transportation Division – Ken Baker, Mobility Development Specialist

- VI. Wrap Up..... 12:45 p.m.

**Johnnie Morman ♦ 910-189-1313 ♦ jlmorman@bellsouth.net
Janet Robertson ♦ 910-272-5049 ♦ janet.robertson@lumberrivercog.org
Kenneth A. Baker ♦ 919-707- 4688 ♦ kabaker2@ncdot.gov**



Lumber River RPO

Robeson County ♦ Hoke County
Richmond County ♦ Scotland County

ROBESON COUNTY LOCALLY COORDINATED PUBLIC TRANSPORTATION PLAN UPDATE WORKSHOP

April 24, 2013
10:00 a.m. to 1:00 p.m.

Lumber River Council of Governments
COMtech Park, Pembroke, NC

- I. Welcome & Introductions..... 10:00 a.m.
- II. Workshop Overview..... 10:10 a.m.
- o Local Coordinated Plan – Janet Robertson, Lumber River RPO
 - o Brief Overview of MAP 21_5310 – Ken Baker, NCDOT/Public Transp. Div.
 - o South East Area Transit System (SEATS) Overview – Shelton Hill - SEATS Director
 - o Workshop Format – Janet Robertson, Lumber River RPO
- III. Identification of Transportation Needs/Issues
Janet Robertson, Lumber River RPO..... 10:30 a.m.
- ***BREAK***** **11:30 a.m.**
- IV. Prioritization of Identified Needs and Issues
Janet Robertson, Lumber River RPO..... 11:45 a.m.
- V. Future Actions..... 12:30 p.m.
- SEATS – Shelton Hill, SEATS Director
 - NCDOT/ Public Transportation Division – Ken Baker, Mobility Development Specialist
- VI. Wrap Up..... 12:45 p.m.

Shelton Hill ♦ 910-618-5679 ♦ shelton.hill@co.robeson.nc.us
Janet Robertson ♦ 910-272-5049 ♦ janet.robertson@lumberrivercog.org
Kenneth A. Baker ♦ 919-707- 4688 ♦ kabaker2@ncdot.gov



Lumber River RPO

**Scotland County ♦ Hoke County
Richmond County ♦ Robeson County**

SCOTLAND COUNTY LOCAL COORDINATED PUBLIC TRANSPORTATION PLAN UPDATE WORKSHOP

March 28, 2013
10:00 a.m. to 1:00 p.m.

Scotland County Admin Building
Laurinburg

- I. Welcome & Introductions..... 10:00 a.m.
- II. Workshop Overview..... 10:10 a.m.
 - o Local Coordinated Plan – Janet Robertson, Lumber River RPO
 - o Brief Overview of MAP 21_5310 – Ken Baker, NCDOT/Public Transp. Div.
 - o SCATS Overview – Gracie Rettig, SCATS Transportation Coordinator
 - o Workshop Format – Janet Robertson, Lumber River RPO
- III. Identification of Transportation Needs/Issues
Janet Robertson, Lumber River RPO..... 10:30 a.m.
- ***BREAK***** **11:30 a.m.**
- IV. Prioritization of Identified Needs and Issues
Janet Robertson, Lumber River RPO..... 11:45 a.m.
- V. Future Actions..... 12:30 p.m.
 - SCATS – Gracie Rettig, SCATS Transportation Coordinator
 - NCDOT/ Public Transportation Division – Ken Baker, Mobility Development Specialist
- VI. Wrap Up..... 12:55 p.m.

Gracie Rettig ♦ 910-277-2416 ♦ grettig@scotlandcounty.org
Janet Robertson ♦ 910-272-5049 ♦ janet.robertson@lumberrivercog.org
Kenneth A. Baker ♦ 919-707- 4688 ♦ kabaker2@ncdot.gov

Federal and State Transportation Programs Available for Rural Areas¹

NON-URBANIZED AREA FORMULA PROGRAM (FTA Section 5311)

Funding Source: Federal

Purposes: Funds capital, operating and administrative purposes. Maximum federal participation of 80% for administrative and capital costs. NCDOT matches 5% state funds for administrative costs and 10% for capital costs. Small urban fixed route systems and regional community transportation systems are eligible to apply for up to 50% of the net operating costs associated with general public routes.

Eligible Recipients: State and local governments, nonprofit organizations (including Indian tribes and groups) and public transit operators in non-urbanized areas are eligible sub-recipients.

RURAL CAPITAL PROGRAM

Funding Source: Federal and State

Purposes: Provides up to 90% federal and/or state participation. Funds are for the purchase of vehicles, communications equipment and related capital equipment; the purchase or upgrade of computer equipment, file servers, software, printers, telephone systems, mobile data terminals, automatic vehicle locators and other technologies; and the purchase or renovation of facilities for administrative and/or operating use. Funds cover up to 90% of feasibility plan preparation, land acquisitions, design and construction costs.

Eligible Recipients: Community transportation system grantees including local governments and nonprofit organizations (including Indian tribes and groups) in non-urbanized areas and in urbanized area counties where there is not a consolidated urban/rural transportation system.

HUMAN SERVICE TRANSPORTATION MANAGEMENT PROGRAM

Funding Source: State

Purposes: Funds the administrative costs associated with the transportation of consolidated human service transportation systems and systems operating in urbanized area counties where a consolidated countywide transit system does not exist. Provides up to 85% of eligible costs.

Eligible Recipients: Consolidated human service and community transportation systems operating in urbanized area counties where a consolidated countywide transit system does not exist. Grantees include local governments and nonprofit organizations.

ELDERLY AND DISABLED INDIVIDUALS TRANSPORTATION PROGRAM (FTA 5310)

Funding Source: Federal

Purposes: Funds capital projects. Most funds are used to purchase vehicles, but acquisition of transportation services under contract, lease or other arrangements and state program administration are also eligible expenses. Prior to SAFETEA-LU, NCDOT transferred funds annually to the Section 5311 program. North Carolina can use up to one-third of funds through 2009 for operating costs to serve elderly and disabled in regional systems.

Eligible Recipients: State and local governments, nonprofit organizations (including Indian tribes and groups) and public transit operators in nonurbanized areas.

REGIONAL AND INTERCITY PROGRAM

Funding Source: State and Federal

Purposes: Funds intercity bus service in underserved areas of North Carolina that connect to the national intercity network. Also provides state funds for Travelers' Aid programs that assist homeless, stranded or indigent travelers with their intercity transportation needs through the purchase of bus tickets. Provides up to 50% of the net operating costs. Section 5311(f) funds used to support portion of NCDOT share.

¹ As listed on the NCDOT-PTD website in November 2008

APPENDIX D, page 2

Eligible Recipients: Community transportation systems; other public, private nonprofit and private for-profit transportation providers; public transportation authorities; intercity bus providers; local public bodies including counties and municipalities; Indian tribes and regional or local planning organizations.

RURAL OPERATING ASSISTANCE PROGRAM (ROAP)²

Part 1; Elderly and Disabled Transportation Assistance Program (EDTAP)

Funding Source: State

Purposes: Provides operating assistance for the transportation of the state's elderly and disabled citizens. Funds up to 100% of cost of service.

Eligible Recipients: County governments.

Part 2: Rural General Public Program

Funding Source: State

Purposes: Funds community transportation systems that serve the general public in the state's rural area. Provides up to 90% of cost of service.

Eligible Recipients: County governments

Part 3: Employment Transportation Assistance Program

Funding Source: State

Purposes: Funds transportation service to employment for low-income individuals. Also supports the N.C. Rural Vanpool Program. Provides up to 100% of cost of service.

Eligible Recipients: County governments

RURAL PLANNING PROGRAM

Funding Source: Federal and State

Purposes: Funds the updating of local community transportation plans, regional transportation feasibility studies and special studies. Provides up to 100% of cost of regional feasibility studies (90% of implementation plan) and 90% of local planning studies.

Eligible Recipients: Lead transportation agencies including local governments, transportation authorities, nonprofit organizations and Indian tribes.

RURAL TRANSIT ASSISTANCE PROGRAM (RTAP) (FTA SECTION 5311 (B)(2))

Funding Source: Federal

Purposes: Funds training, technical assistance, research and related support activities. Maximum of 100% federal participation.

Eligible Recipients: NCDOT is the grant recipient; however, funds can be contracted or passed through to other entities.

JOB ACCESS AND REVERSE COMMUTE (JARC) PROGRAM (FTA Section 5316)

Funding Source: Federal

Purposes: Funds new transit service to assist welfare recipients and low-income individuals with transportation to jobs, training and childcare.

Eligible Recipients: Local governments and nonprofit organizations.

NEW FREEDOM PROGRAM (FTA Section 5317)

Funding Source: Federal

Purposes: Funds new transportation services and public transportation alternatives beyond those required by ADA to assist persons with disabilities in both urban and rural areas.

Eligible Recipients: Local governments and nonprofit organizations.

PUBLIC TRANSPORTATION GRANT PROGRAM

Funding Source: State

² Composed of three separate funding sources, allowing for one application

APPENDIX D, page 3

Purposes: Matches NCDOT statewide grants and local federal capital and planning grants. Also funds the Apprentice and Intern Programs and the Transportation Demand Management Program. Program funds short-term demonstration projects and those ineligible for federal funding.

Eligible Recipients: Local governments, nonprofit organizations, community transportation systems, transportation authorities and institutions of higher education.

APPRENTICE AND INTERN PROGRAMS

Funding Source: State

Purposes: Funds the work experience for selected recent graduates and graduate students in public transportation. Apprentices, who are recent graduates, work full time for a 12-month period. Interns, who are graduate students, work approximately 12 weeks full time during the summer between their two years of graduate school and approximately 10 hours a week during the fall and spring semesters of their second year. It funds up to 90% of eligible costs.

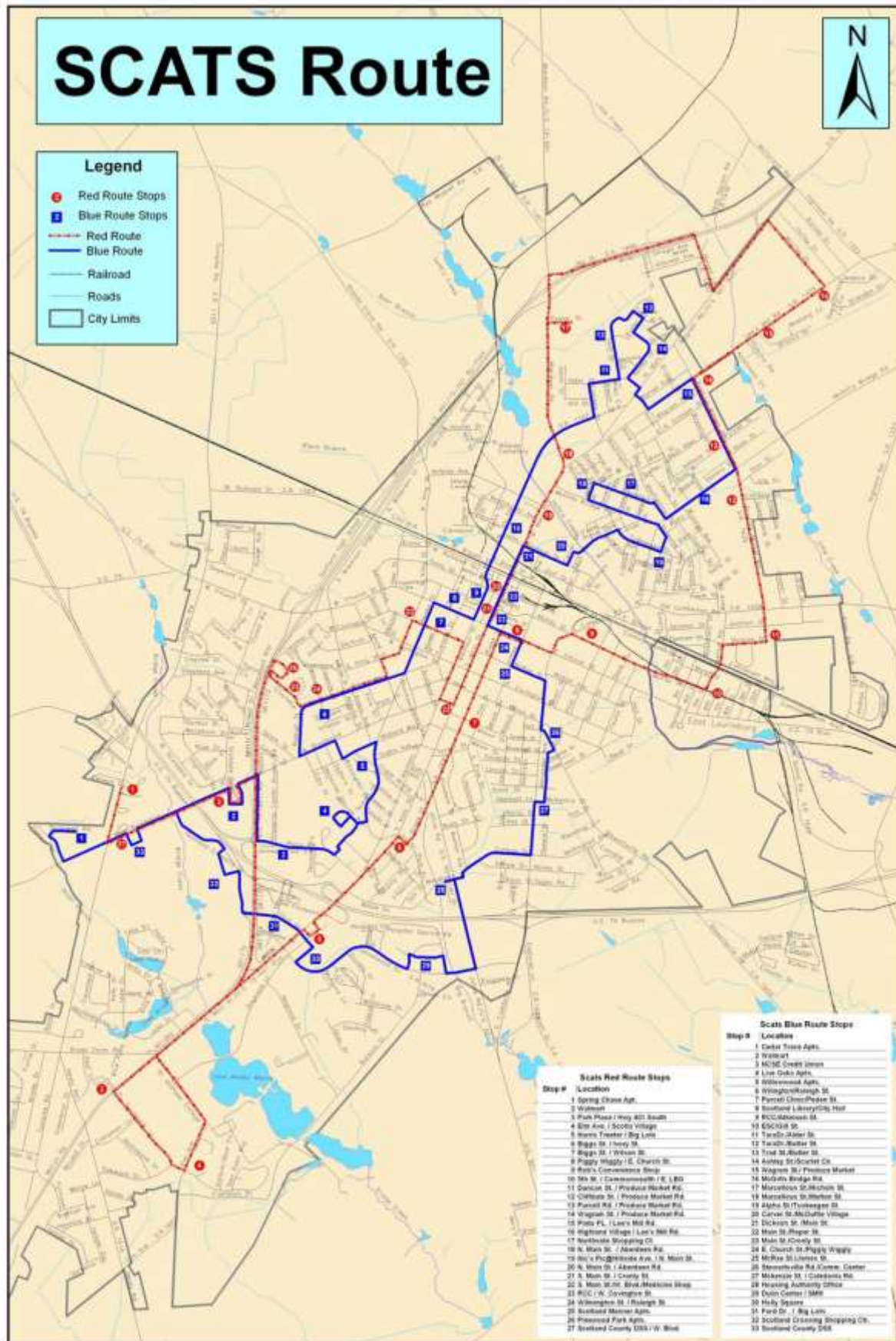
Eligible Recipients: All state transit systems are eligible to receive reimbursement of project costs for salary, benefits and travel within specified guidelines.

TECHNOLOGY GRANT

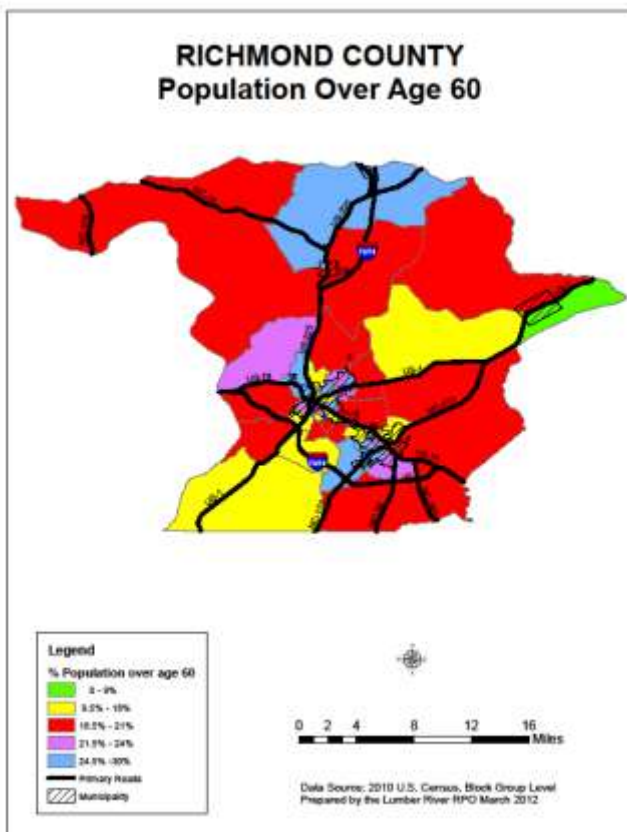
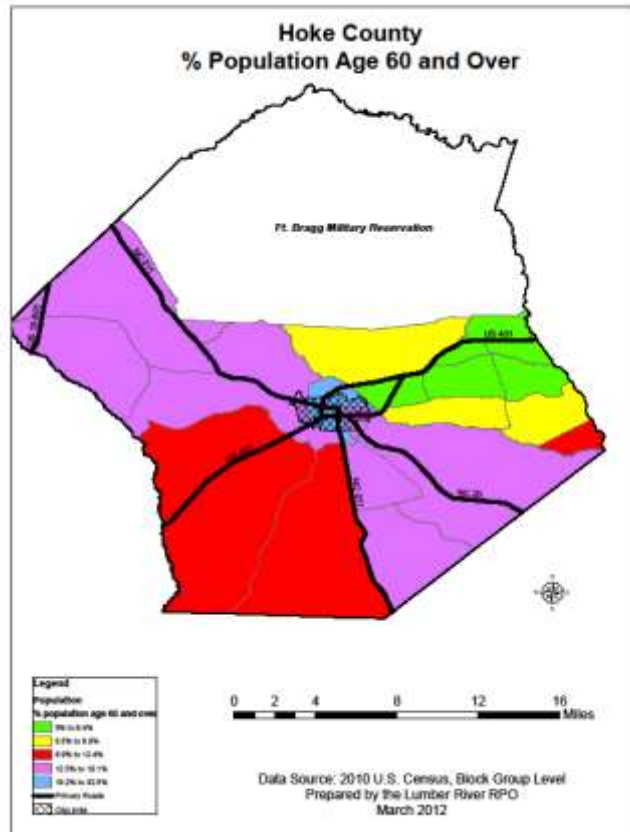
The North Carolina Department of Transportation Public Transportation Division (PTD) encourages North Carolina's Community Transportation systems to employ advanced technologies to foster increased efficiencies in the state by providing funding for qualifying transportation systems. Technologies that may be eligible for this grant include:

- Advanced Scheduling Software
- Maintenance Software
- Mobile Data Computers/Automatic Vehicle Locators (MDC/AVL)
- Integrated Voice Response Systems (IVR)

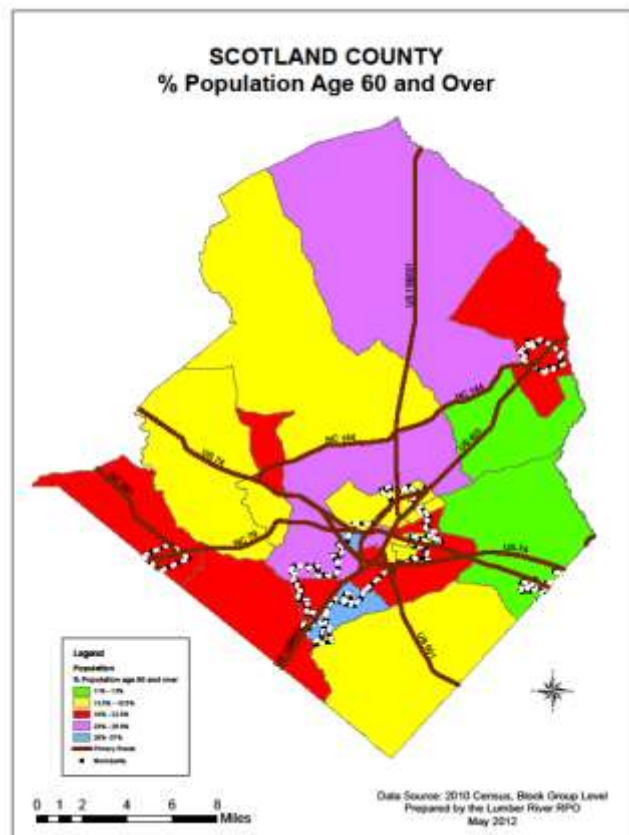
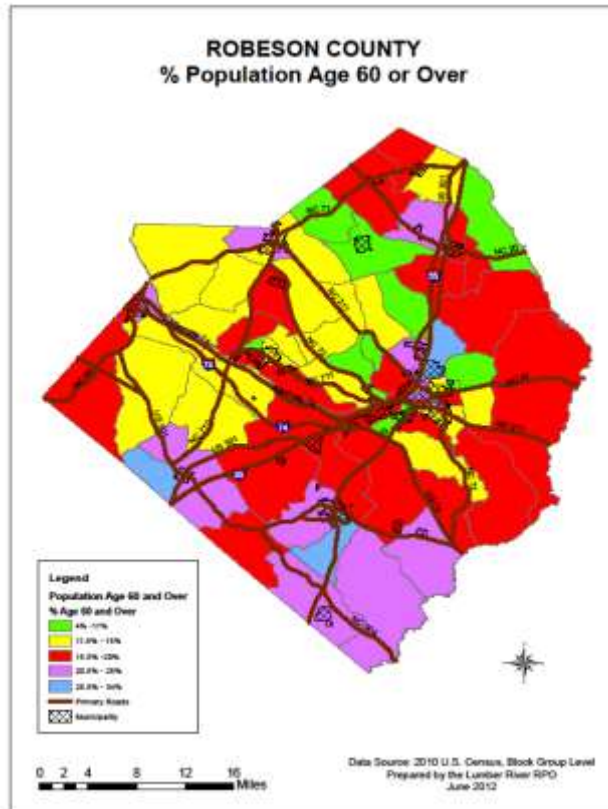
Appendix E



Appendix F

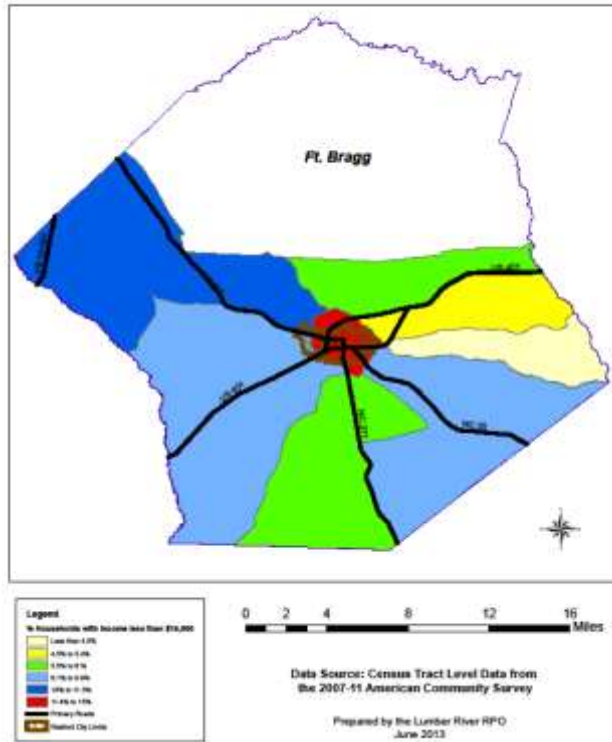


Appendix F

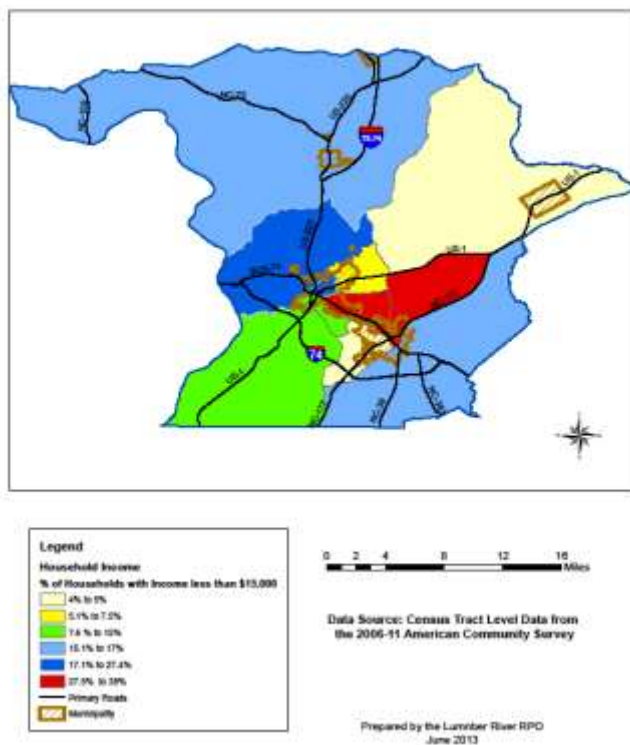


Appendix F

HOKE COUNTY
Household Income Less than \$15,000

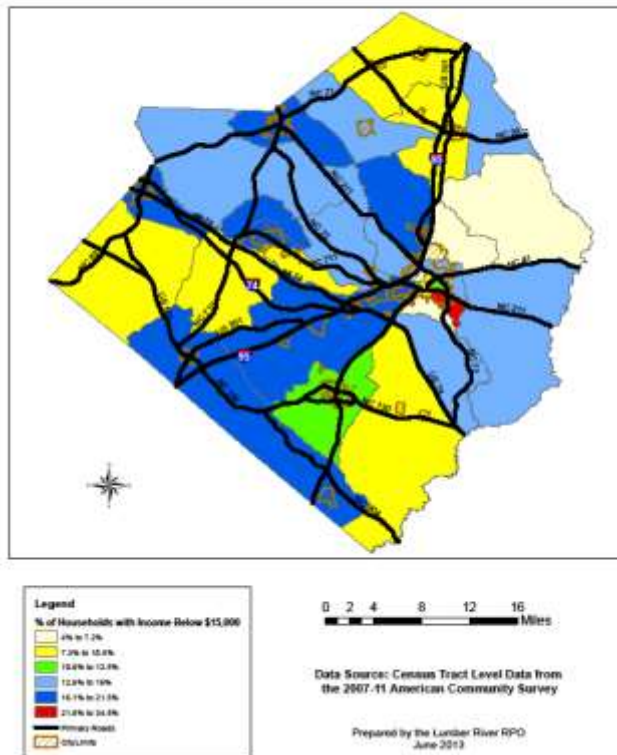


Richmond County
Households with Income Below \$15,000

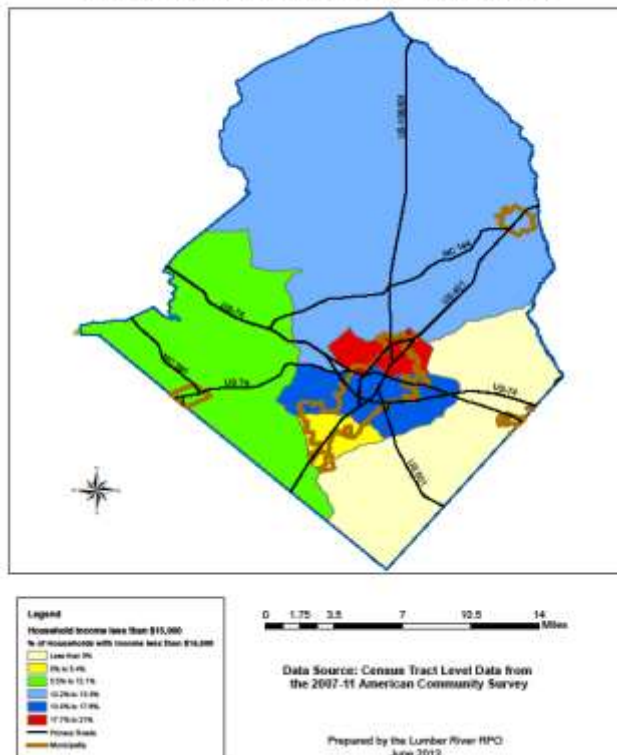


Appendix F

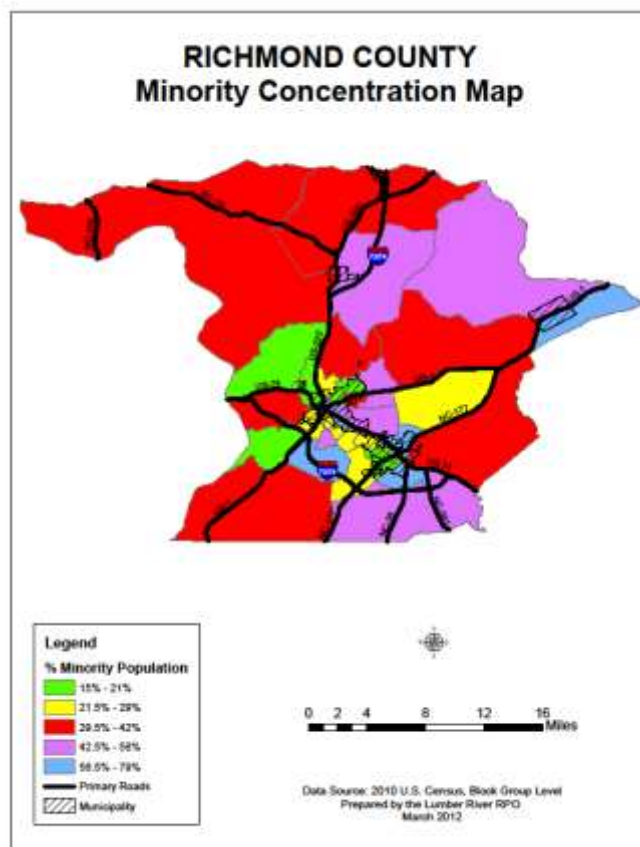
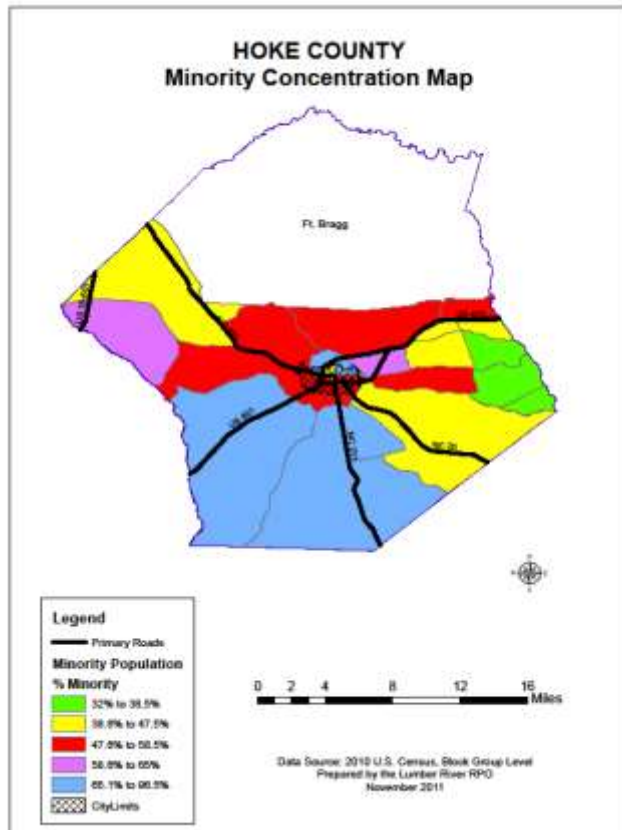
Robeson County
Household Income Below \$15,000



Scotland County
Households with Income less than \$15,000



Appendix F



Appendix F

